

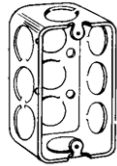
Steel Utility Boxes & Covers



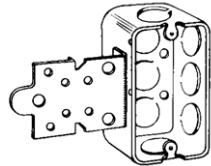
UTILITY BOXES – CUBIC INCH CAPACITY (SEE BELOW)

4" LONG x 2 1/8" WIDE

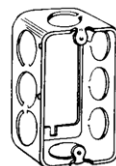
UL LISTED



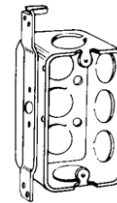
TP588, TP647



TP591



TP592, TP600,
TP602



TP598
TP605



TP594, TP596,
TP604, TP606,


Cat. #	Bracket	KNOCKOUTS		Unit Qty.	Wt. Lbs. Per 100
		Sides	Bottom		
1 1/4" DEEP – 8.5 CUBIC INCH CAPACITY					
TP647	—	8 – 1/2"	3 – 1/2"	50	40
1 1/2" DEEP – 10.3 CUBIC INCH CAPACITY					
TP588	—	8 – 1/2"	3 – 1/2"	50	42
TP591	"F", Set 1/4"	5 – 1/2"	3 – 1/2"	50	51
1 1/2" DEEP EXTENSION RINGS – 10.3 CUBIC INCH CAPACITY					
TP592	—	8 – 1/2"	—	50	36
1 7/8" DEEP – 13.0 CUBIC INCH CAPACITY					
TP594	—	8 – 1/2"	3 – 1/2"	50	50
TP596	—	6 – 3/4"	3 – 1/2"	50	50
TP598	"S", SET 1/2"	5 – 1/2"	3 – 1/2"	50	60
1 7/8" DEEP EXTENSION RINGS – 13.0 CUBIC INCH CAPACITY					
TP600	—	8 – 1/2"	—	50	41
TP602	—	6 – 3/4"	—	50	41
2 1/8" DEEP – 14.5 CUBIC INCH CAPACITY					
TP604	—	8 – 1/2"	3 – 1/2"	50	56
TP606	—	6 – 3/4"	3 – 1/2"	50	56
TP605	"S", Set 1/2"	5 – 1/2"	3 – 1/2"	50	66

UTILITY BOX COVERS

UL LISTED




TP608




TP610




TP612




TP613



TP614



TP616



TP618

Cat. #	Description	Unit Qty.	Wt. Lbs. Per 100
TP608*	Blank	100	10
TP610*	For 20 and 30 AMP, Twist Lock, 1 19/32" Diameter	100	9
TP612*	Single Receptacle, 1 13/32" Diameter	100	9
TP613*	For GFCI Device	100	7
TP614*	1/2" KO	100	10
TP616*	Duplex Receptacle	100	8
TP618*	One Toggle Switch	100	10

*CSA Certified