

Thin Wall Conduit Fittings (For EMT Conduit)

- Compression Type Fittings
- Set Screw Type Fittings
- Combination Couplings

- Straight Connectors
- Couplings

Application:



- Thinwall conduit fittings are used:
- to join EMT to a box or enclosure
 - to couple two ends of EMT conduit

COMPRESSION TYPE FITTINGS – STEEL

Concrete Tight



Straight Connectors – Insulated

UL File No. E-22132

	Cat. #	Size	Unit Quantity	Standard Package	Weight Lbs. Per 100
	1650	1/2"	50	250	11
	1651	3/4"	25	125	16
	1652	1"	25	100	25
	1653	1 1/4"	10	50	43
	1654	1 1/2"	10	50	54
	1655	2"	5	25	76
	1656	2 1/2"	2	10	190
	1657	3"	1	5	300
	1658	3 1/2"	1	5	330
	1659	4"	1	5	360



Straight Connectors – Non-Insulated

UL File No. E-22132

	Cat. #	Size	Unit Quantity	Standard Package	Weight Lbs. Per 100
	650S	1/2"	50	250	9
	651S	3/4"	25	125	16
	652	1"	25	100	25
	653	1 1/4"	10	50	43
	654	1 1/2"	10	50	54
	655	2"	5	25	76
	656	2 1/2"	2	10	190
	657	3"	1	5	300
	658	3 1/2"	1	5	280
	659	4"	1	5	360

Couplings

UL File No. E-22132




	Cat. #	Size	Unit Quantity	Standard Package	Weight Lbs. Per 100
	660S	1/2"	50	250	12
	661S	3/4"	25	125	18
	662	1"	25	100	27
	663	1 1/4"	10	50	46
	664	1 1/2"	10	50	63
	665	2"	5	25	92
	666	2 1/2"	2	10	250
	667	3"	1	5	410
	668	3 1/2"	1	5	390
	669	4"	1	5	485

SET SCREW TYPE FITTINGS

Concrete Tight

Straight Connectors – Insulated




UL File No. E-22132

	Cat. #	Size	Unit Quantity	Standard Package	Weight Lbs. Per 100
	1450	1/2"	50	250	9
	1451	3/4"	25	100	14
	1452	1"	20	100	23
	1453*	1 1/4"	10	50	46
	1454*	1 1/2"	10	50	50
	1455*	2"	5	25	78
	1456*	2 1/2"	2	10	130
	1457*	3"	1	5	140
	1458*	3 1/2"	1	5	180
	1459*	4"	1	5	225

* Two Tightening Screws

Straight Connectors – Non-Insulated




UL File No. E-22132

	Cat. #	Size	Unit Quantity	Standard Package	Weight Lbs. Per 100
	450S	1/2"	50	250	9
	451	3/4"	25	100	15
	452	1"	20	100	23
	453*	1 1/4"	10	50	46
	454*	1 1/2"	10	50	50
	455*	2"	5	25	77
	456*	2 1/2"	2	10	130
	457*	3"	1	5	140
	458*	3 1/2"	1	5	180
	459*	4"	1	5	225

* Two Tightening Screws

Couplings

UL File No. E-22132

	Cat. #	Size	Unit Quantity	Standard Package	Weight Lbs. Per 100
	460	1/2"	50	250	9
	461	3/4"	25	125	16
	462	1"	20	100	23
	463*	1 1/4"	10	50	42
	464*	1 1/2"	10	50	50
	465*	2"	5	25	77
	466*	2 1/2"	2	10	130
	467*	3"	1	5	140
	468*	3 1/2"	1	5	240
	469*	4"	1	1	250



* Four Tightening Screws

COMBINATION COUPLINGS – STEEL

Concrete Tight

EMT (Compression) to Rigid (Threaded)

UL File No. E-19189

	Cat. #	Size	Unit Quantity	Standard Package	Weight Lbs. Per 100
	690S	1/2"	25	250	9
	691	3/4"	20	200	13
	692	1"	10	100	19