

CIRCUIT BREAKER 3VA5 UL Frame 400 BREAKING CAPACITY CLASS H 65kA @ 480 V 3POLE, LINE PROTECTION TM230, FTAM, In=300A WITHOUT OVERLOAD PROTECTION IR=300A FIXED SHORT CIRCUIT PROTECTION Ii=5...10 x In W/O CONNECTION



Model	
Product brand name	SENTRON
Product designation	Molded-case circuit breaker
Product designation / according to UL file	HJAS
Product version	System protection
Design of the load switch / acc. to UL 489 / Heating, Air Conditioning, and Refrigeration circuit breaker (HACR Type)	Yes
Design of the overcurrent release	TM230
Protective function of the overcurrent release	LI
Number of poles	3

General technical data	
Rated insulation voltage Ui	800 V
Max. rated operational voltage Ue with AC 50/60Hz	600 V
Max. rated operational voltage Ue with DC	500 V
Power loss [W] / maximum	70.2 W
Active power loss / for rated value of the current / at AC / in hot operating state / per pole	23.4 W
Latching - endurance	15 000

Electrical endurance (switching cycles) / at AC-1 / at 380/415 V 50/60 Hz	6 000
Electrical endurance (switching cycles) / at AC-1 / at 690 V 50/60 Hz	6 000
Electrical endurance (switching cycles) / at 480 V / at 50/60 Hz	3 000
Electrical endurance (switching cycles) / at 600 V / at 50/60 Hz	2 700
Neutral conductors / upgradeable/retrofitable	No
Ground fault monitoring version	Without
Product function	
• communication function	No
• other measurement function	No

Current

Marking / acc. to UL 489 / 100%-rated breaker	No
Max. rated operational current of the frame size	400 A
Rated continuous current I _u	300 A
Operating current	
• at 40 °C	300 A
• at 45 °C	294 A
• at 50 °C	288 A
• at 55 °C	282 A
• at 60 °C	276 A
• at 65 °C	270 A
• at 70 °C	264 A

Switching capacity according to IEC 60947

Switching capacity class of the circuit breaker	H
Maximum short-circuit current breaking capacity (I _{cu})	
• at 240 V	100 kA
• at 415 V	70 kA
• at 690 V	10 kA
Operational short-circuit current breaking capacity (I _{cs})	
• at 240 V	100 kA
• at 415 V	70 kA
• at 690 V	6 kA
Short-circuit current making capacity (I _{cm})	
• at 240 V	220 kA
• at 415 V	154 kA
• at 690 V	13 kA
Design of short-circuit protection	For switching power values in DC networks, see the 3VA molded case circuit breaker device manual; link to be found under Service & Support in the last chapter

Switching capacity according to UL 489	
Breaking capacity current	
<ul style="list-style-type: none"> • at 240 V • at 480 V • at 600 V 	100 kA 65 kA 25 kA
Adjustable parameters	
Adjustable response value current / I _r min.	300 A
Adjustable response value current / I _r max.	300 A
Adjustable response value current / I _i min.	1 500 A
Adjustable response value current / I _i max.	3 000 A
Ground fault protection / tripping switchable / I _{2t} =ON/OFF	No
Mechanical Design	
Height [in]	9.8 in
Height	248 mm
Width [in]	5.4 in
Width	138 mm
Depth [in]	4.3 in
Depth	110 mm
Connections	
Arrangement of electrical connectors / for main current circuit	Without connection
Type of electrical connection / for main current circuit	Without
Auxiliary circuit	
Number of CO contacts / for auxiliary contacts	0
Accessories	
Product extension / optional / motor drive	Yes
Environmental conditions	
Protection class IP / on the front	IP40
Ambient temperature	
<ul style="list-style-type: none"> • during operation / minimum • during storage / minimum • during storage / maximum 	-40 °C -40 °C 80 °C
Certificates	
Reference code / acc. to DIN EN 81346-2	Q
Certificate of suitability / as approval for NAVAL (no combat vessels) / Supplement SB	No



CCC



UL



VDE

[Miscellaneous](#)

RCM

Declaration of
Conformity

other

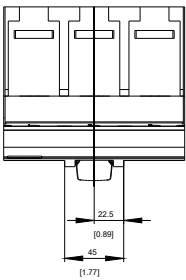
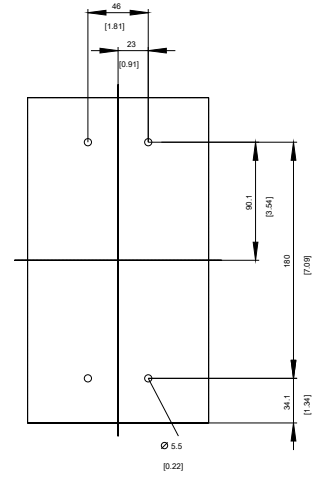
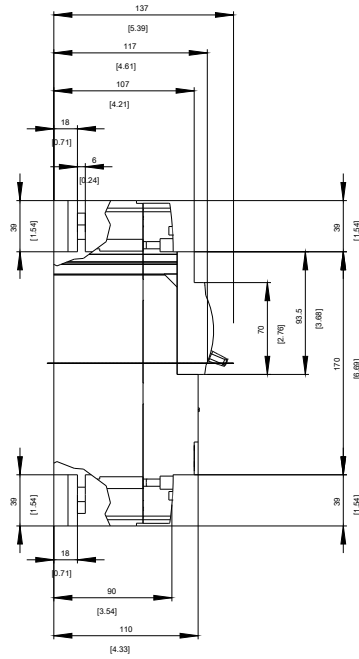
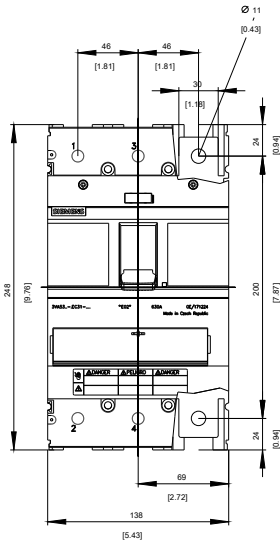


EG-Konf.

[Miscellaneous](#)

Further information

Information- and Downloadcenter (Catalogs, Brochures,...)<http://www.siemens.com/lowvoltage/catalogs>**Industry Mall (Online ordering system)**<https://mall.industry.siemens.com/mall/en/en/Catalog/product?mlfb=3VA5330-6EC31-0AA0>**Service&Support (Manuals, Certificates, Characteristics, FAQs,...)**<https://support.industry.siemens.com/cs/ww/en/ps/3VA5330-6EC31-0AA0>**Image database (product images, 2D dimension drawings, 3D models, device circuit diagrams, ...)**http://www.automation.siemens.com/bilddb/cax_en.aspx?mlfb=3VA5330-6EC31-0AA0**CAX-Online-Generator**<http://www.siemens.com/cax>**Tender specifications**<http://www.siemens.com/specifications>



last modified:

12/10/2019