

fluorescent dimming with Hi-lume®, Compact SE™, Eco-10®, EcoSystem® ballasts, and Hi-lume® LED



- use with Lutron® 3-wire line-voltage control electronic dimming ballasts
- please refer to the Lutron® Fluorescent Dimming Systems Selection Guide (P/N 366-002) for more information
- includes locator light
- no derating if ganged

fluorescent*

single pole/3-way 8A 120V	DVF-103P- 
single pole/3-way 8A 120V	DVSCF-103P- 
single pole/3-way 6A 277V	DVF-103P-277- 
single pole/3-way 6A 277V	DVSCF-103P-277- 

LED with Hi-lume® LED driver only* NEW

single pole/3-way 8A 120V	DVF-103P- 
single pole/3-way 8A 120V	DVSCF-103P- 
single pole/3-way 6A 277V	DVF-103P-277- 
single pole/3-way 6A 277V	DVSCF-103P-277- 

LED with GRX-TVI (0-10 VDC sink control)* NEW

single pole/3-way 16 A load 30 mA control 120/277V	DVF-103P- 
single pole/3-way 16 A load 30 mA control 120/277V	DVSCF-103P- 

* requires neutral wire connection

fluorescent dimming with Tu-Wire® ballasts






- use with Lutron® Tu-Wire® line-voltage control electronic dimming ballasts
- includes locator light
- for information on using Lutron® dimmers to control Advance® Mark 10® dimming ballasts, visit the Lutron® website at www.lutron.com/advance
- must be derated if ganged

fluorescent Tu-Wire®

single pole/3-way 5A	DVFTU-5A3P- 
	DVSCFTU-5A3P- 

colors & finishes key

-  available in gloss finish
-  available in satin finish
-  available in all gloss and satin finishes

See page 69 for available colors.

To order, add color suffix to model number.

Example: **DVFTU-5A3P- WH**



Shown actual size: Diva® preset dimmer and 1-gang Claro® wallplate in light almond (LA)

DIVA® contemporary dimmers

product family features

- matches existing decorator-style switches
- paddle switch returns light to your favorite level
- slide adjusts light to suit any activity
- soft locator light illuminated in off position
- coordinating Claro® and Satin Colors® wallplates available separately (including stainless steel)
- **eco-dim**® model available

available models

source type

- incandescent/halogen lighting
- magnetic low-voltage lighting
- electronic low-voltage lighting
- fluorescent lighting
- LED lighting
- dimmable compact fluorescent
- quiet 3-speed fan controls

control locations

- single pole (one location)
- 3-way (two locations)

available colors (see pages 12-13 for color swatches)

colors (gloss finish)

- | | |
|------------------------|-----------------|
| WH white | GR gray |
| IV ivory | BR brown |
| AL almond | BL black |
| LA light almond | |

colors (satin finish)

- | | |
|-----------------------|------------------------|
| HT hot | ES eggshell |
| MR merlot | BI biscuit |
| PL plum | GS goldstone |
| TQ turquoise | DS desert stone |
| TC terracotta | ST stone |
| GB greenbriar | LS limestone |
| BG bluestone | SW snow |
| MS mocha stone | PD palladium |
| SG sea glass | MN midnight |
| TP taupe | SI sienna |

colors & finishes key

- available in gloss finish
- available in satin finish
- available in all gloss and satin finishes

CAD file downloads available at www.lutron.com/cad

Questions on installation or selection?
Call Lutron® 24 hours/7 days a week at
1.800.523.9466 or visit www.lutron.com