










## TEMPORARY ADAPTERS (Not UL listed)

<b>Model AD2030</b>   TO  30 Amp, 125 Volt Plug; 15 Amp, 125 Volt Receptacle; 10 Pack Only	<b>Model AD3020</b>   TO  15 Amp, 125 Volt Plug; 30 Amp, 125 Volt Receptacle; 10 Pack Only	<b>Model AD5020</b>   TO  15 Amp, 125 Volt Plug 50 Amp, 125/250 Volt Receptacle; 10 Pack Only
--	--	---

## RECEPTACLES AND ANGLE PLUGS

### Angle Plugs

Offers increased flexibility by plugging into receptacles at an angle where space limitations exist. Plugs are molded of Zytel® Nylon, a rugged impact resistant material.

Receptacles

Angle Plugs

Receptacles on Plates

 BR54U (Base Mount)	 C54U	 PR54U
---	---	--

NEMA CONFIGURATIONS	AMP.	VOLTAGE	MODEL NUMBER	MODEL NUMBER	MODEL NUMBER
5-20R2 Duplex	20	125	<b>5-20R2</b> (See Below)	—	—
ANSI C73 13-1972 R-32-U 30 AMP. 125 VOLT (Travel Trailer Use Only)	30	125	<b>BR32U<sup>1</sup></b> <b>R32U</b> (Panel Mount)	<b>C32U</b>	<b>PR32U</b>
10-30R	30	125/250	<b>BR33<sup>1</sup></b>	<b>C33</b>	<b>PR33</b>
14-30R	30	125/250	<b>BR34<sup>1</sup></b>	<b>C34</b>	<b>PR34</b>
10-50R	50	125/250	<b>BR53<sup>1</sup></b>	<b>C53</b>	<b>PR53</b>
14-50R	50	125/250	<b>BR54U<sup>1</sup></b>	<b>C54U</b>	<b>PR54U</b>
18-60R	60	120/208	---	<b>C54</b>	---
14-60R	60	125/250	<b>BR64U<sup>1</sup></b>	<b>C64U</b>	<b>PR64U</b>


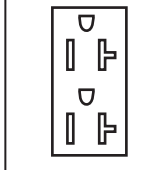
<sup>1</sup>Receptacle is complete with bracket to base mount into unit.



### Post Only (With cover)

#### FEATURES

- Post only with 3 wire openings (back and both sides)
- Earth burial and pad mounted
- Terminal bar assembly with loop feed lugs standard
- Surface mount units may be field installed on these posts (Not UL listed)
- Swing-down hasp (latch) for padlock provision
- Painted 16 gauge galvanized steel

 <b>520R2</b>	 <b>520R2GFI</b> (No Leads)
---	--

MODEL NUMBER	DESCRIPTION	DIMENSIONS			FACTORY INSTALLED TERMINAL ASSEMBLY	STD. PKG
		W	H	D		
<b>P5 POST</b>	Pad Mount	9	59-1/2	4-1/2	LT200B350	1
<b>P6 POST</b>	Earth Burial	9	83-1/2	4-1/2	LT200B350	1