

# Series 5 Die Cast Aluminum Conduit Outlet Bodies, Covers and Gaskets



Cooper Crouse-Hinds® Series 5 die cast copper-free aluminum conduit bodies, covers and gaskets are available for use with rigid or EMT conduit (with set screw). Conduit bodies are available in trade sizes 1/2"-4"; in the most popular conduit body shapes (C, LB, LL, LR, T) and 1/2"-2" in TB & X shapes. The Series 5 family is available as components or pre-packaged in various configurations as a SnapPack™ assembly. In addition, Series 5 is completely interchangeable with other manufacturers.



## Applications:

- Act as pull outlets for conductors being installed
- Provide openings for making splices and taps in conductors
- Act as mounting outlets for lighting fixtures and wiring devices
- Connect conduit sections
- Provide taps for branch conduit runs
- Make 90° bends in conduit runs
- Provide for access to conductors for maintenance and future system changes

## Features/Benefits:

- Die cast copper-free aluminum construction is lightweight and corrosion resistant for long reliable service
- Epoxy powder coat finish provides additional corrosion resistance in an aesthetically pleasing appearance
- Conduit bodies are supplied with threaded hubs for use with Rigid/IMC conduit or as a combination body (threaded and with set screws for use with EMT or Rigid/IMC conduit on trade sizes)
- Domed aluminum cover provides additional cubic capacity
- SnapPack™ available in choice of 3 configurations to match customer preferences.

## Certifications & Compliances:

- UL Listed
- cUL Listed
- UL File No. E-15022

## Standard Materials:

- Bodies—Copper-Free Aluminum with epoxy powder paint
- Covers—Aluminum with stainless steel screws, natural finish
- Gaskets—Neoprene

## Series 5 Features:

- **Integral gasket covers.** The new sheet aluminum covers feature a raised dome with stainless steel screws supplied with nylon washers and a gasket for simplifying installation—reducing inventory and labor costs. These innovative covers are UL and cUL Listed and are NEMA 4 Rated.



- **SnapPack™.** Designed for ordering and receiving convenience, the SnapPack combines a body, gasket, and sheet aluminum cover in a single assembly.

- Rigid body with traditional cover and gasket (e.g. LB15 CGN)
- Combination body with traditional cover and gasket (e.g. LB15 MTC )
- **NEMA 4** rigid body with new integral gasketed cover (e.g. X15 ICG)



Series 5

# Series 5 Die Cast Aluminum Conduit Outlet Bodies, Covers and Gaskets



Series 5



## TYPE T

Trade Size	Outlet Body		SnapPack			Internal Col.In Cu. In.	Unit Qty	Weight Lbs Per 100*	Max # of Conductors
	Rigid/IMC Cat#	Combo EMT, Rigid/IMC Cat#	Rigid/IMC Body, Traditional Cover, and Gasket Cat#	Combo EMT, Body, Traditional Cover, and Gasket Cat#	NEMA 4 Rigid/IMC Body and Integral Cover & Gasket Cat#				
1/2"	T15	T15 MT	T15 CGN	T15 MTC	T15 ICG	4.35	10	27	-
3/4"	T25	T25 MT	T25 CGN	T25 MTC	T25 ICG	7.3	10	40	3 # 6 AWG
1"	T35	T35 MT	T35 CGN	T35 MTC	T35 ICG	12.2	5	64	3 # 4 AWG
1 1/4"	T45	T45 MT	T45 CGN	T45 MTC	-	33.1	2	165	3 # 2 AWG
1 1/2"	T55	T55 MT	T55 CGN	T55 MTC	-	33.1	2	150	3 # 1/0 AWG
2"	T65	T65 MT	T65 CGN	T65 MTC	-	67	1	270	3 # 1/2 AWG
2 1/2"	T75	-	-	-	-	67	1	500	3 # 300 MCM
3"	T85	-	-	-	-	175	1	600	3 # 350 MCM
3 1/2"	T95*	-	-	-	-	298	1	900	3 # 350 MCM
4"	T105*	-	-	-	-	300	1	1000	3 # 350 MCM



## TYPE TB

Trade Size	Outlet Body		SnapPack			Internal Col.In Cu. In.	Unit Qty	Weight Lbs Per 100*	Max # of Conductors
	Rigid/IMC Cat#	Combo EMT, Rigid/IMC Cat#	Rigid/IMC Body, Traditional Cover, and Gasket Cat#	Combo EMT, Body, Traditional Cover, and Gasket Cat#	NEMA 4 Rigid/IMC Body and Integral Cover & Gasket Cat#				
1/2"	TB15	-	-	-	TB15 ICG	4.5	10	29	-
3/4"	TB25	-	-	-	TB25 ICG	7.5	10	42	3 # 6 AWG
1"	TB35	-	-	-	TB35 ICG	10.8	5	58	3 # 4 AWG
1 1/4"	TB45	-	-	-	-	32.3	2	110	3 # 2 AWG
1 1/2"	TB55	-	-	-	-	34.2	2	109	3 # 2 AWG
2"	TB65	-	-	-	-	71.4	1	192	3 # 1/0 AWG



## TYPE X

Trade Size	Outlet Body		SnapPack			Internal Col.In Cu. In.	Unit Qty	Weight Lbs Per 100*	Max # of Conductors
	Rigid/IMC Cat#	Combo EMT, Rigid/IMC Cat#	Rigid/IMC Body, Traditional Cover, and Gasket Cat#	Combo EMT, Body, Traditional Cover, and Gasket Cat#	NEMA 4 Rigid/IMC Body and Integral Cover & Gasket Cat#				
1/2"	X15	-	-	-	X15 ICG	4.5	10	31	-
3/4"	X25	-	-	-	X25 ICG	7.5	10	47	3 # 6 AWG
1"	X35	-	-	-	X35 ICG	10.8	5	62	3 # 4 AWG
1 1/4"	X45	-	-	-	-	32.3	2	118	3 # 2 AWG
1 1/2"	X55	-	-	-	-	34.2	2	118	3 # 2 AWG
2"	X65	-	-	-	-	71.4	1	213	3 # 1/0 AWG

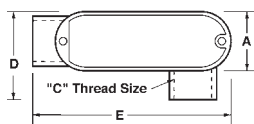
\*Weight Lbs Per 100 is listed for outlet body only

# Series 5

## Die Cast Aluminum Conduit Outlet Bodies, Covers and Gaskets

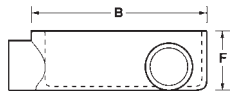


Series 5



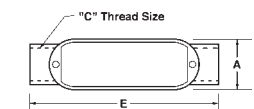
### TYPE LL DIMENSIONS—THREADED & SET SCREW

Trade Size	A	B	C	D	E	F
1/2"	1.31	3.87	0.50	2.06	4.40	1.40
3/4"	1.53	4.67	0.75	2.28	5.07	1.64
1"	1.74	5.37	1.00	2.68	5.94	1.90
1 1/4"	2.49	7.23	1.25	3.50	7.87	2.85
1 1/2"	2.49	7.23	1.50	3.50	7.87	2.85
2"	3.10	9.46	2.00	3.83	10.20	3.41
2 1/2"	4.50	12.22	2.50	6.00	13.14	4.00
3"	4.65	12.22	3.00	6.10	13.00	4.70
3 1/2"	5.42	14.83	3.50	6.05	15.35	5.43
4"	5.42	14.83	4.00	6.05	15.35	5.43



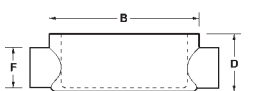
### TYPE C DIMENSIONS—THREADED & SET SCREW

Trade Size	A	B	C	D	E	F
1/2"	1.31	3.87	0.50	1.40	4.82	1.07
3/4"	1.53	4.67	0.75	1.64	5.50	1.35
1"	1.74	5.37	1.00	1.90	6.44	1.67
1 1/4"	2.49	7.23	1.25	2.73	8.45	2.27
1 1/2"	2.49	7.23	1.50	2.73	8.45	2.27
2"	3.10	9.46	2.00	3.41	10.71	2.91
2 1/2"	4.50	12.22	2.50	4.30	14.00	3.50
3"	4.65	12.22	3.00	4.66	13.80	4.13
3 1/2"	5.42	14.83	3.50	5.36	16.10	5.30
4"	5.42	14.83	4.00	5.36	16.10	5.30



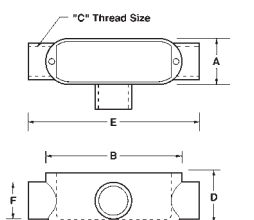
### TYPE T DIMENSIONS—THREADED & SET SCREW

Trade Size	A	B	C	D	E	F
1/2"	1.31	3.87	0.50	1.40	4.82	1.07
3/4"	1.53	4.67	0.75	1.64	5.40	1.35
1"	1.74	5.37	1.00	1.90	6.33	1.15
1 1/4"	2.49	7.23	1.25	2.73	8.45	2.27
1 1/2"	2.49	7.23	1.50	2.73	8.45	2.27
2"	3.10	9.46	2.00	3.41	10.71	2.91
2 1/2"	4.50	12.22	2.50	4.00	14.00	3.50
3"	4.65	12.22	3.00	4.66	13.80	4.13
3 1/2"	5.42	14.83	3.50	5.40	16.00	5.30
4"	5.42	14.83	4.00	5.40	16.00	5.30



### TYPE TB DIMENSIONS—THREADED & SET SCREW

Trade Size	A	B	C	D	E	F
1/2"	1.31	3.92	0.50	2.10	4.72	1.07
3/4"	1.53	4.64	0.75	2.40	5.51	1.28
1"	1.74	5.38	1.00	2.77	6.47	1.56
1 1/4"	2.49	7.24	1.25	3.53	8.25	1.99
1 1/2"	2.49	7.24	1.50	3.53	8.25	2.27
2"	3.10	9.50	2.00	4.50	10.50	2.91



### TYPE X DIMENSIONS—THREADED & SET SCREW

Trade Size	A	B	C	D	E	F
1/2"	1.31	3.92	0.50	1.37	4.72	1.07
3/4"	1.53	4.64	0.75	1.63	5.51	1.28
1"	1.74	5.38	1.00	1.88	6.47	1.56
1 1/4"	2.49	7.24	1.25	2.51	8.25	1.99
1 1/2"	2.49	7.24	1.50	2.50	8.25	2.27
2"	3.10	9.50	2.00	3.40	10.50	2.91

