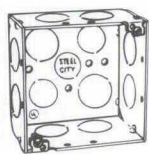
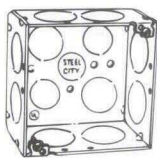


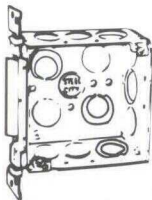
### 4" Square Boxes—Continued



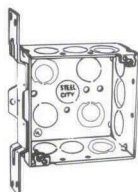
52171-3/4



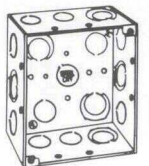
52171-1



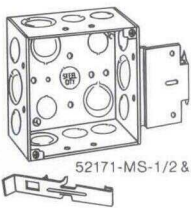
52171-V-1/2 & 3/4\*\*  
"SV" bracket  
mounted flush




52171-CV-1/2 & 3/4\*\*  
"CV" bracket  
mounted flush



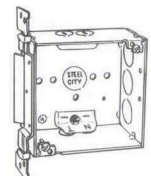
52171-1/2 & 3/4-E



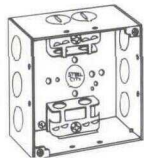
52171-MS-1/2 & 3/4\*\*  
"MS" bracket for  
1 1/2", 2 1/2", 3 3/8",  
4", 6" metal studs



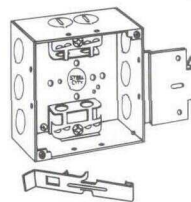
52171-N\*\*



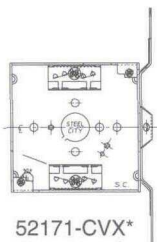
52171-VN\*\*  
"SV" bracket  
mounted flush



52171-X\*\*



52171-MSX\*\*  
"MS" bracket for  
1 1/2", 2 1/2", 3 3/8",  
4", 6" metal studs



52171-CVX\*

Cat. No.	Clamps	Brkts.	Knockouts			Std. Ctn.
			Ea. Side Conduit	Ea. End Cable	Bottom Conduit	
<b>2 1/8" deep—with conduit KO's—30.3 cubic inch capacity</b>						
52171-3/4	—	—	2—3/4"	2—3/4"	3—1/2" 2—3/4"	50
52171-1	—	—	2—1"	2—1"	3—1/2" 2—3/4"	50
*52171-V-1/2 & 3/4	—	SV	2—1/2" 1—1/2" & 3/4"E	2—1/2" 1—1/2" & 3/4"E	3—1/2" 2—1/2" & 3/4"E	25
*52171-CV-1/2 & 3/4	—	CV	2—1/2" 1—1/2" & 3/4"E	2—1/2" 1—1/2" & 3/4"E	3—1/2" 2—1/2" & 3/4"E	25
*52171-1/2 & 3/4-E	—	—	2—1/2" 1—1/2" & 3/4"E	2—1/2" 1—1/2" & 3/4"E	3—1/2" 2—1/2" & 3/4"E	50
*52171-MS-1/2 & 3/4	—	MS	2—1/2" 1—1/2" & 3/4"E	2—1/2" 1—1/2" & 3/4"E	3—1/2" 2—1/2" & 3/4"E	25

### 2 1/8" deep—with nonmetallic sheathed cable clamps—30.3 cubic inch capacity

*52171-N	C-5	—	2—1/2" 1—1/2" & 3/4"E	2	1—1/2"	25
*52171-VN	C-5	SV	2—1/2" 1—1/2" & 3/4"E	2	1—1/2"	25

### 2 1/8" deep—for armored cable and metal clad cable clamps—30.3 cubic inch capacity

*52171-X	C-3	—	2—1/2" 1—1/2" & 3/4"E	2	1—1/2"	25
*52171-MSX	C-3	MS	2—1/2" 1—1/2" & 3/4"E	2	1—1/2"	25
*52171-CVX	C-3	CV-2	1/2—3/4"	—	—	25

\* Per U.L. 514-A, suitable for use without a bonding jumper in circuits above or below 250 volts.

\* All Bracketed Boxes come complete with eccentric knockouts.

\*\* All boxes have ECC. KO's on sides.

**Table 370-16(a). Metal Boxes**

Box Dimension, (in.) Trade Size or Type	Min. Cu. In. Cap.	Maximum Number of Conductors						
		No. 18	No. 16	No. 14	No. 12	No. 10	No. 8	No. 6
4 x 1½ Round or Octagonal	12.5	8	7	6	5	5	4	2
4 x 1½ Round or Octagonal	15.5	10	8	7	6	6	5	3
4 x 2½ Round or Octagonal	21.5	14	12	10	9	8	7	4
4 x 1½ Square	18.0	12	10	9	8	7	6	3
4 x 1½ Square	21.0	14	12	10	9	8	7	4
4 x 2½ Square	30.3	20	17	15	13	12	10	6
4⅞ x 1½ Square	25.5	17	14	12	11	10	8	5
4⅞ x 1½ Square	29.5	19	16	14	13	11	9	5
4⅞ x 2½ Square	42.0	28	24	21	18	16	14	8
3 x 2 x 1½ Device	7.5	5	4	3	3	3	2	1
3 x 2 x 2 Device	10.0	6	5	5	4	4	3	2
3 x 2 x 2½ Device	10.5	7	6	5	4	4	3	2
3 x 2 x 2½ Device	12.5	8	7	6	5	5	4	2
3 x 2 x 2½ Device	14.0	9	8	7	6	5	4	2
3 x 2 x 3½ Device	18.0	12	10	9	8	7	6	3
4 x 2½ x 1½ Device	10.3	6	5	5	4	4	3	2
4 x 2½ x 1½ Device	13.0	8	7	6	5	5	4	2
4 x 2½ x 2½ Device	14.5	9	8	7	6	5	4	2
3¾ x 2 x 2½ Masonry Box/Gang	14.0	9	8	7	6	5	4	2
3¾ x 2 x 3½ Masonry Box/Gang	21.0	14	12	10	9	8	7	4
FS—Minimum Internal Depth 1½ Single Cover/Gang	13.5	9	7	6	6	5	4	2
FD—Minimum Internal Depth 2½ Single Cover/Gang	18.0	12	10	9	8	7	6	3
FS—Minimum Internal Depth 1¾ Multiple Cover/Gang	18.0	12	10	9	8	7	6	3
FD—Minimum Internal Depth 2¾ Multiple Cover/Gang	24.0	16	13	12	10	9	8	4

Underwriters Laboratories Inc. File Number: E2969 (U.L. 514A)

Canadian Standards Association File Number: LR 12798

Federal Manufacture Number: 56501 (Cage Code)

Products Designed To Meet Federal Specification Number: W-J-800

Verification of file numbers and compliance with federal specifications for individual items available upon request.

Box and Cover Material and Plating Specification; .062" minimum thickness, Hot Rolled, Pre galvanized steel, minimum spangle.

ASTM G-90-U, AISI C-1008

Bracket Material: All brackets except MS style; 16 gauge (.060") Hot Rolled, Pre galvanized Steel AISI C-1008, G-90-U. MS Style bracket; 20 gauge (.036") Cold Rolled Spring Steel AISI C-1055, Heat Treated to R. 35 Zinc Plated .0005 thick.

Patent Number 5,031,789 - Standoff for Outlet Boxes - SS-1 Patent Number 5,004,199 - Metal Stud Bracket - Type MS - Eccentric Knockouts - Type Eko