

Applications

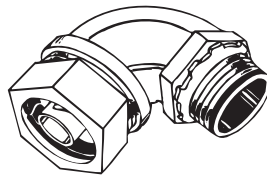
- For use in outdoor or indoor locations on flexible metallic liquidtight conduit and Type B flexible nonmetallic liquidtight conduit
- Use to positively bond the conduit to a box or enclosure
- RACO® liquidtight connectors are suitable for use in Class 1, Division 2; Class 2, Division 1 and 2; and Class 3, Division 1 and 2 hazardous locations

Product Features

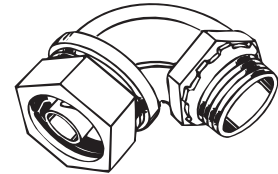
- Patented split gland-ring is designed to slip onto the conduit quickly and to grip the jacket of the conduit, speeding installation, assuring a perfect seal, and preventing pullouts
- Malleable iron castings mate with other components perfectly without strain or distortion
- All components are reusable — RACO® liquidtight connectors may be easily disassembled and reused after years of service
- Sealing washer (included) provides a liquidtight seal when terminating the connector in a threadless opening
- Heavy duty locknut included with every RACO® liquidtight connector assures continuity of ground
- All metallic components are zinc electro plated for added corrosion protection
- UPC bar coded fittings are individually polybagged with a preprinted UPC-A bar code and packaged in pre-scored tear top cartons for an attractive presentation

Compliances

-  – Standard 514B
-  – C22.2 #18



90 DEGREE INSULATED
MALLEABLE IRON



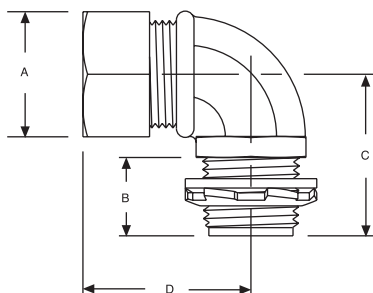
90 DEGREE - UNINSULATED
MALLEABLE IRON

ORDERING INFORMATION - DIMENSIONS

90 DEGREE - INSULATED AND UNINSULATED - MALLEABLE IRON					
INSULATED IRON CATALOG NUMBER	UNINSULATED IRON CATALOG NUMBER	TRADE SIZE	UNIT CTN. QTY.	SHIP CTN. QTY.	UPC BAR CODE
3541*	3421*	3/8"	25	100	—
3542	3422	1/2"	25	100	—
3542-8	3422-8	1/2"	1	15	
3543	3423	3/4"	25	100	—
3543-8	3423-8	3/4"	1	10	
3544	3424	1"	—	10	—
3544-8	3424-8	1"	1	5	
3545	3425	1-1/4"	—	10	—
3546	3426	1-1/2"	—	5	—
3548	3428	2"	—	5	—
3550	3430	2-1/2"	—	1	—
3552	3432	3"	—	1	—
3556	3436	4"	—	1	—

*1/2" Trade size hub

DIMENSIONS					
TRADE SIZE	A	B	THREAD SPEC.	C	D
3/8"	1-1/16"	19/32"	1/2-14 NPT	1-5/16"	1-7/16"
1/2"	1-3/16"	19/32"	1/2-14 NPT	1-5/16"	1-1/16"
3/4"	1-29/64"	19/32"	3/4-14 NPT	1-7/16"	1-5/8"
1"	1-23/32"	21/32"	1-11-1/2 NPT	1-25/32"	2-3/16"
1-1/4"	2-3/16"	5/8"	1-1/4-11-1/2 NPT	1-31/32"	2-1/2"
1-1/2"	2-1/2"	5/8"	1-1/2-11-1/2 NPT	2-3/16"	2-11/16"
2"	3"	21/32"	2-11-1/2 NPT	2-17/32"	3-1/4"
2-1/2"	3-5/8"	1"	2-1/2-8 NPT	3-3/8"	4-1/4"
3"	4-5/16"	1"	3-8 NPT	3-11/16"	4-7/8"
4"	5-5/16"	1"	4-8 NPT	4-3/16"	5-5/8"



A = Nut Flats
B = Thread length and thread spec.
C = Thread to bend
D = Nut to bend

