



GE
Lighting

73190 - GE LFL UltraMax™ Professional Series Electronic High Efficiency Multivolt Instant Start Ballast

GE232MAXP-H (replaces GE232MAX-H)

- ☞ Energy saving high efficiency instant start electronic ballast (> 90%)
- ☞ Multi-Voltage Technology handles voltage from 120 to 277V
- ☞ UL Type CC Rating provides protection against arcing in electrical devices.
- ☞ Anti-Striation Control for better light quality, with no striations.
- ☞ Cold temperature -20F Minimum Starting Temperature

GENERAL CHARACTERISTICS

Ambient Temp [Max]	131 °F
Ambient Temp [Min]	-22 °F
Ballast Factor	High (1.18)
Ballast Type	High Efficiency Multivolt Instant Start
Case Temperature (Max)	90 °C
Line Voltage Regulation (+/-)	10%
Classification (Regulations)	cUL Listed FCC - CLASS A Non-Consumer NRCAN UL Class P UL Listed UL Type 1 Outdoor UL Type CC UL Type HL NEMA Premium® High Temperature Rated: Suitable for high temperature applications 70C max case temp 5 yr warranty or 90C max case temp 3 yr warranty Product is compliant with material restriction requirements of RoHS
Sound Rating	A (20-24 decibels)
Starting Method	Instant start
Product Technology	Linear Fluorescent
Lamp Wiring	Parallel
Power Factor Correction	Active

PRODUCT INFORMATION

Product Code	73190
Description	GE232MAXP-H (replaces GE232MAX-H)
Alternative Unit Of Measure	CASE
Standard Package Quantity	
Ean UPC	043168731904
Standard Package GTIN	10043168731901
No Of Items Per Sales Unit	
No Of Items Per Standard Package	
Sales Unit	Case
UCC	043168731904
Alternative Unit Of Measure	EACH
Standard Package Quantity	10
Ean UPC	043168731904
Standard Package GTIN	00043168731904
No Of Items Per Sales Unit	1
No Of Items Per Standard Package	10
Sales Unit	Each
UCC	043168731904

DIMENSIONS

Weight	0.7 lb
Exit Type	
Remote Mount Distance	18.0 ft

Case Dimensions

Length	9.5in
Width	1.3in
Height	1.0in

Mounting Dimensions










Mount Length	8.89in
Mount Width	0.88in
Mount Slot	0.312in

Lead Color	Qty	Exit	Length (1 in.)
Black	1	Left	25in
Blue	2	Right	31in
Red	1	Right	37in
White	1	Left	25in

ELECTRICAL CHARACTERISTICS

Supply Current Frequency<Min> 50

SAFETY & PERFORMANCE

-  cUL_Listed
-  FCC_CS_NCons
-  NR_Can
-  UL_Cls_P
-  UL_Listed
-  UL_Type1_Out
-  UL_Type_CC
-  UL_Type_HL
-  NEMA_Pre

CAUTIONS & WARNINGS

Warning

Risk of Electric Shock

Properly ground ballast and fixture.

Turn power off before servicing--see instructions.

SPECIFICATIONS BY LAMP & WATTAGE

Lamp	# of Lamps	Line Volts	System Watts	Nom. Line Current	System Ballast Factor	Ballast Efficacy Factor	Power Factor% (>=)	Crest Factor (<=)	THD% (<=)	Min. Starting Temp (F/ C)
F25T8/WM	1	120	32	0.27	1.46	4	1.0	1.4	10	-22
F25T8/WM	1	277	32	0.13	1.46	4	0.91	1.4	10	-22
F17T8	1	120	29	0.24	1.37	5	0.99	1.4	10	-22
F17T8	1	277	29	0.12	1.37	5	0.89	1.4	10	-22
F17T8	2	120	41	0.35	1.17	3	0.99	1.4	10	-22
F17T8	2	277	41	0.16	1.17	3	0.94	1.4	10	-22
F25T12	1	120	40	0.33	1.36	3	0.99	1.4	10	-22
F25T12	1	277	40	0.15	1.36	3	0.94	1.4	10	-22
F25T12	2	277	62	0.23	1.11	2	0.97	1.4	10	-22
F25T12	2	120	63	0.52	1.11	2	0.99	1.4	10	-22
F25T8	1	277	37	0.14	1.37	4	0.92	1.4	10	-22
F25T8	1	120	37	0.3	1.37	4	0.99	1.4	10	-22
F25T8	2	120	57	0.48	1.16	2	0.99	1.4	10	-22
F25T8	2	277	57	0.21	1.16	2	0.96	1.4	10	-22
F28T8	1	277	41	0.16	1.34	3	0.93	1.4	10	-22
F28T8	1	120	40	0.34	1.34	3	0.99	1.4	10	-22
F28T8	2	120	65	0.55	1.14	2	0.99	1.4	10	-22
F28T8	2	277	64	0.24	1.14	2	0.97	1.4	10	-22
F32T8	1	277	46	0.18	1.38	3	0.95	1.4	10	-22
F32T8	2	120	76	0.64	1.19	2	0.99	1.4	10	-22
F32T8	1	120	47	0.4	1.38	3	0.99	1.4	10	-22
F32T8	2	277	74	0.28	1.19	2	0.98	1.4	10	-22
F32T8/25W	1	277	33	0.0	1.34	4	0.97	1.4	10	-22
F32T8/25W	2	277	60	0.0	1.18	2	0.98	1.4	10	-22
F32T8/WM	1	120	43	0.36	1.37	3	0.99	1.4	10	-22
F32T8/WM	1	277	43	0.17	1.37	3	0.94	1.4	10	-22
F32T8/WM	2	120	69	0.58	1.18	2	0.99	1.4	10	-22
F32T8/WM	2	277	68	0.26	1.18	2	0.97	1.4	10	-22
F40T8	1	120	56	0.46	0.66	1	0.99	1.4	10	-22
F40T8	1	277	55	0.21	0.66	1	0.96	1.4	10	-22
FE15T8	1	120	25	0.2	1.21	5	0.99	1.4	10	-22
FE15T8	1	277	25	0.1	1.21	5	0.85	1.4	10	-22
FE15T8	2	120	33	0.28	1.02	3	0.99	1.4	10	-22
FE15T8	2	277	33	0.13	1.02	3	0.9	1.4	10	-22

F17T8/WM	2	120	36	0.31	1.17	3	1.0	1.4	10	-22
F17T8/WM	1	120	26	0.22	1.57	5	0.99	1.4	10	-22
F17T8/WM	2	277	36	0.14	1.17	3	0.93	1.4	10	-22
F17T8/WM	1	277	26	0.11	1.57	5	0.88	1.4	10	-22
F25T8/WM	2	277	49	0.19	1.16	2	0.95	1.4	10	-22
F25T8/WM	2	120	49	0.41	1.16	2	1.0	1.4	10	-22
F29T8	2	120	68	0.57	1.15		1.0			
F29T8	1	120	43	0.36	1.34		1.0			
F29T8	2	277	67	0.25	1.15		0.97			
F29T8	1	277	42	0.16	1.34		0.94			
F31T8	2	120	73	0.61	1.15		1.0			
F31T8	1	120	45	0.38	1.42		1.0			
F31T8	2	277	71	0.26	1.15		0.98			
F31T8	1	277	45	0.17	1.42		0.95			
F26T8	2	120	61	0.51	1.11		1.0			
F26T8	1	120	40	0.34	1.31		1.0			
F26T8	2	277	60	0.23	1.11		0.97			
F26T8	1	277	40	0.16	1.31		0.94			

