

Catalog Number
Notes
Type

FEATURES & SPECIFICATIONS

INTENDED USE — The 4" Wafer™ LED recessed downlight with remote driver box combines high quality light output and efficiency while eliminating the pot light housing for competitive affordability. This innovative wafer-slim Type IC design allows easy installation for new construction or remodel from below the ceiling without the requirement of a pot light housing. The LED module maintains at least 70% light output for 35,000 hours. These Wafer™ LED downlights are intended for closets, attics, hallways, bathrooms, kitchens, basements, soffits, entry ways, porches, garages, stairwells, corridors, nursing/retirement homes, condos, elevators, apartments, and any other small areas.

CONSTRUCTION — IC rated driver and fixture - approved for direct contact with insulation. Aluminum die cast outer frame. Durable, powder coat paint to prevent rust. Round fixture with integral edge-lit LED's. Plenum rated cable connector to connect from module to remote driver box. Isolated driver integrated inside steel remote box with four 7/8" knockouts with slots for pryout. Suitable for pulling wires with the 12 cubic-inch wiring compartment to accommodate up to (8) 14 gauge insulated conductors, or (6) 12 gauge insulated conductors; making the Wafer LED Downlights much easier to wire in 2in/2out (plus ground) daisy-chaine applications and contractor friendly.

INSTALLATION — Ideal for shallow ceiling plenum; no housing required. Steel spring clip for easy installation. 4" cut out template is provided to ensure the correct size hole is cut into ceiling for proper installation of the trim. Size of hole should not exceed 4 1/4 inches for this product. Suitable for installation in t-grid and drop ceiling applications. 3" plenum space required for installation of the remote driver box.

OPTICS — Edge-lit LED technology uses light guided plate to distribute light. Polycarbonate lens provides even illumination throughout the space.

ELECTRICAL — Multi-volt (120-277V, 50/60Hz) proprietary remote LED driver/splice box, with two (2) additional low-voltage wires for 0-10v dimming, down to 10% (depending on dimmer model and application). High efficient driver with power factor > 0.9. Ambient operating temperature: -40°F (-40°C) to +104°F (+40°C).

LISTINGS — CSA Certified to Canadian and US safety standards. ENERGY STAR® certified. Wet Location Listed. Air Tight certified in accordance with ASTM E283-2004.

WARRANTY — 5-year limited warranty. Complete warranty terms located at: www.acuitybrands.com/support/customer-support/terms-and-conditions

Note: Actual performance may differ as a result of end-user environment and application. All values are design or typical values, measured under laboratory conditions at 25 °C. Specifications subject to change without notice.

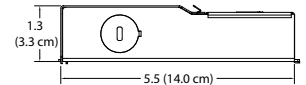
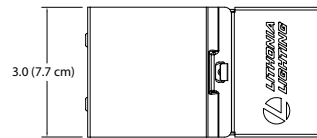
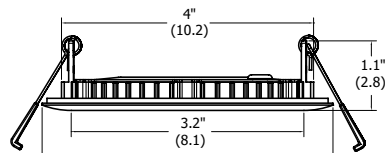
Wafer™ LED Recessed Downlight WF4 MVOLT 4" LED Module

IC/Non-IC
New Construction/Remodel



Specifications

Aperture:	3.2 (8.1)
Ceiling opening:	4.2 (10.7)
Overlap trim:	4.7 (12.0)
Height:	1.1 (2.8)



All dimensions are in inches (centimeters) unless otherwise indicated.

ORDERING INFORMATION


For shortest lead times, configure product using **standard options (shown in bold)**.

Example: WF4 LED 35K MVOLT MW

WF4 Series	Lamp	CCT/CRI/W/Lumens ¹	Voltage	Finish
WF4 4" Wafer™ LED downlight	LED LED	27K 2700K/80CRI/10.6W/660L 40K 4000K/80CRI/10W/765L 50K 5000K/80CRI/10.4W/780L	MVOLT Multi-Volt (120-277V)	MW Matte white

Accessories: Order as separate catalog number.

WF4 PAN R12	4" new construction pan, retail pack of 12
WFJB U	Remodel joist bar
WFEXC6 U	6' FT4 cable
WFEXC10 U	10' FT4 cable
WFEXC20 U	20' FT4 cable



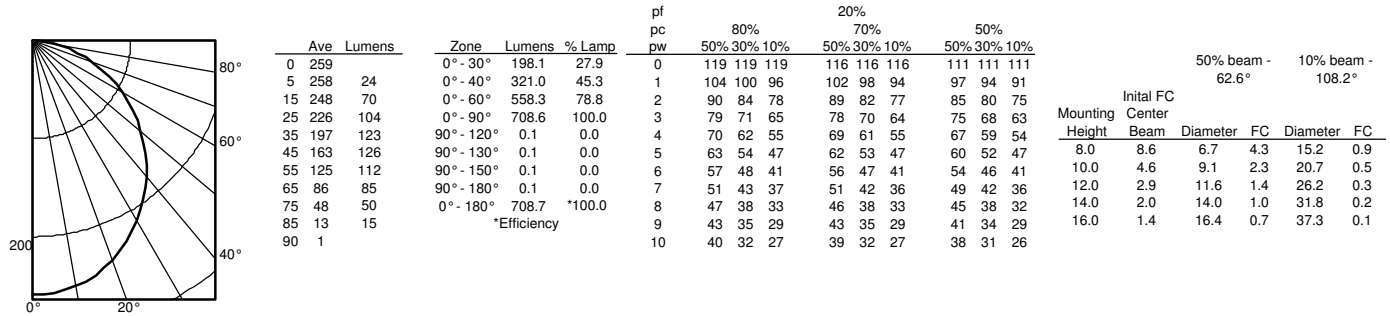
Notes
1 Total system delivered lumens.

WF4 MVOLT 4" LED Wafer™ Module

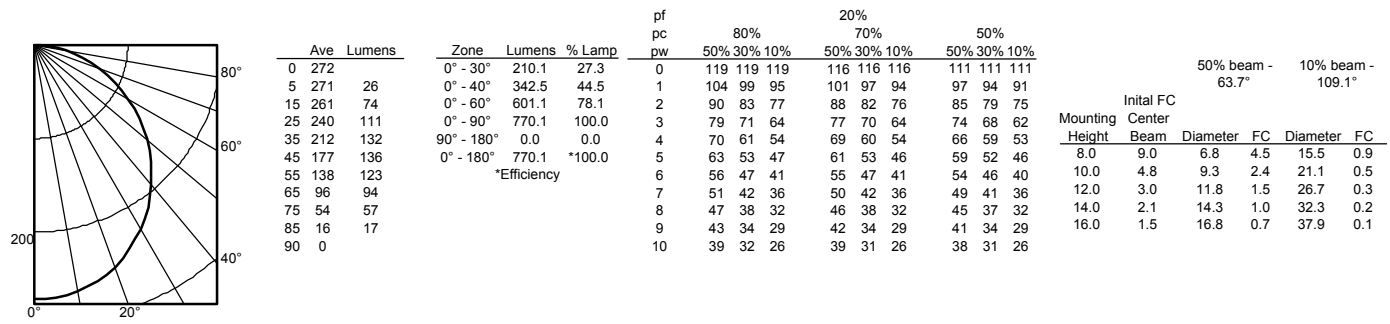
PHOTOMETRICS

Distribution Curve Distribution Data Output Data Coefficient of Utilization Illuminance Data at 30" Above Floor for a Single Luminaire

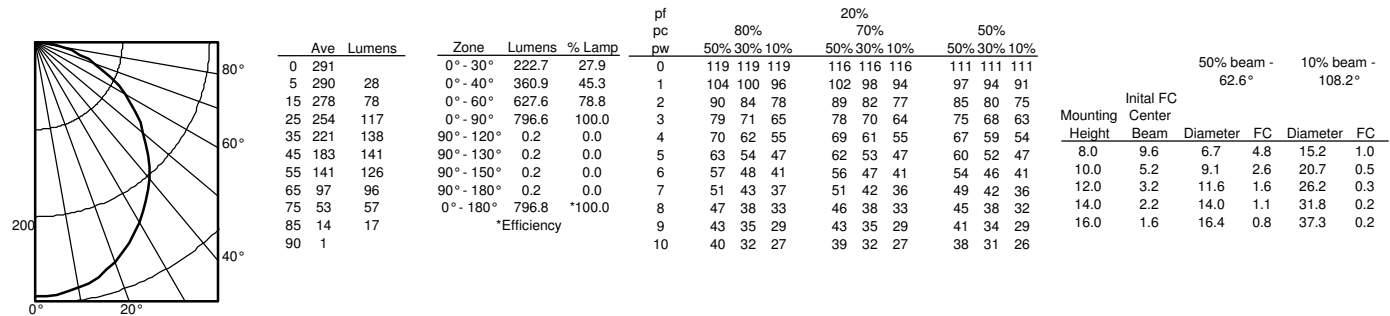
WF4 LED 27K, 2700 K LEDs, input watts: 10.5, delivered lumens: 709, LM/W=62.3, test no. ISF 30027P2



WF4 LED 40K, 4000 K LEDs, input watts: 10, delivered lumens: 765, LM/W=76.5, test no. ISF 30377



WF4 LED 50K, 5000 K LEDs, input watts: 10.4, delivered lumens: 796, LM/W=75.0, test no. ISF 30027P3



WF4 MVOLT 4" LED Wafer™ Module

ENERGY DATA

4" ENERGY DATA	2700K	4000K	5000K
Lumens	660	765	780
Color temperature	2700K	4000K	5000K
CRI	80	80	80
Lumens/Watt	62.2	76.5	75
Min. starting temperature	-40°C (-40°F)	-40°C (-40°F)	-40°C (-40°F)
EMI/RFI	FCC Title 47 CFR, Part 15, Class B	FCC Title 47 CFR, Part 15, Class B	FCC Title 47 CFR, Part 15, Class B
Sound rating	Class A standards	Class A standards	Class A standards
Input voltage	120V-277V	120V-277V	120V-277V
Total Harmonic Distortion	15.3%	15.3%	15.3%
Min. power factor	0.99	0.98	0.98
Input frequency	50/60 Hz	50/60 Hz	50/60 Hz
Rated wattage	10.6W	10W	10.4W
Input power	10.6W	10W	10.4W
Input current	0.09A	0.08A	0.09A