


Modifications and Accessories


Contact Blocks*

Packaged in kit form for field installation. All necessary mounting hardware is provided with each contact block kit. Contact ratings are listed on page 10-153.


Note: It is not recommended to mount more than four contact blocks on any one unit (maximum two blocks deep). Sealed switch contact blocks are limited to two blocks per unit maximum.



Shallow Block



Mini Block



PentUFF (Low Voltage) Contact Block

Contact Type	Shallow Block**‡	Mini Block*‡	PentUFF (Low Voltage) Block**‡
	Cat. No.	Cat. No.	Cat. No.
1 N.O.	800T-XD1	800T-XD5	800T-XD1V
1 N.C.	800T-XD2	800T-XD6	800T-XD2V
1 N.O.E.M.	800T-XD3	—	800T-XD3V
1 N.C.L.B.	800T-XD4	—	800T-XD4V
1 N.O. - N.C.	800T-XA	—	800T-XAV
2 N.O.	800T-XA2	—	—
2 N.C.	800T-XA4	—	—
1 N.C.L.B. - 1 N.O.	800T-XA1	—	—
1 N.C.L.B. - 1 N.C.	800T-XA7	—	—

* To determine if a conduit seal-off is necessary, see page 10-179 for sealing well information.

** Specify Bulletin 800TC for finger-safe contact blocks. Example: **Cat. No. 800TC-XA**.


‡ Contact blocks with normally closed contacts meet direct drive positive opening standard requirements.



Logic Reed Block



Sealed Switch Block



Stackable Sealed Switch Block

Contact Type	Logic Reed Block§	Sealed Switch Block§	Stackable Sealed Switch Block§
	Cat. No.	Cat. No.	Cat. No.
1 N.O.	800T-XD1R	800T-XD1P	800T-XD1Y
1 N.C.	800T-XD2R	800T-XD2P	800T-XD2Y
1 N.O. - 1 N.C.	800T-XAR	800T-XAP	800T-XAY
2 N.O.	800T-XA2R	—	800T-XA2Y
2 N.C.	800T-XA4R	—	800T-XA4Y

§ To determine if a conduit seal-off is necessary, see page 10-179 for sealing well information.

* Refer to 800T/H section, page 10-35, for additional contact blocks and accessories.