PRO ECO 240W 24V 10A

Weidmüller Interface GmbH & Co. KG
Klingenbergstraße 26
D-32758 Detmold
Germany

www.weidmueller.com



The new PROeco 2nd generation power supplies maximise the availability of automation applications. The twelve-part series offers standard functions: with high performance, efficiency and suitability for many systems. The three-colour LED makes service activities and the integration of PROeco devices particularly easy. The series is compatible with DC UPS, electronic load monitoring and diode modules and is suitable for setting up power management systems. The compact design suits space-contrained applications, such as flat control cabinets in the field.

General ordering data

Version	Power supply, switch-mode power supply unit, 24 V
Order No.	1469490000
Type	PRO ECO 240W 24V 10A
GTIN (EAN)	4050118275599
Qty.	1 pc(s).
Delivery status	This article will no longer be available in the future.
Available until	2026-12-30
Alternative product	3025580000

Creation date May 15, 2025 10:30:28 PM CEST

PRO ECO 240W 24V 10A

Weidmüller Interface GmbH & Co. KG
Klingenbergstraße 26
D-32758 Detmold
Germany

www.weidmueller.com

Technical data

Dimensions and weights

Depth	100 mm	Depth (inches)	3.937 inch
Height	125 mm	Height (inches)	4.921 inch
Width	60 mm	Width (inches)	2.362 inch
Net weight	1,002 g		

Temperatures

Storage temperature	-40 °C...85 °C	Operating temperature	-25 °C...70 °C

Input

AC current consumption	1,23 A @ 230 V AC / 2,47 A @ 110 V AC	AC input voltage range	85...264 V AC (derating at 100 V AC)
Connection system	Screw connection	DC current consumption	1,18 A @ 370 V DC / 2,4 A @ 120 V DC
DC input voltage range	80...370 V DC (Derating @ 120 V DC)	Frequency range AC	47...63 Hz
Input fuse (internal)	Yes	Inrush current	max. 15 A
Nominal power consumption	266.7 VA	Rated input voltage	100...240 V AC
Recommended back-up fuse	4 A / DI, safety fuse 10 A, Char. B, circuit breaker 3...4 A, Char. C, circuit breaker	Surge protection	Varistor

Output

Capacitive load	unrestricted	Connection system	Screw connection
Continuous output current @ $U_{Nominal}$	10 A @ 55 °C, 6.25 A @ 70°C	Nominal output current for U_{nom}	10 A @ 55 °C
Output power	240 W	Output voltage, max.	28 V
Output voltage, min.	22 V	Output voltage, note	(adjustable via potentiometer)
Overload protection	Yes	Parallel connection option	yes, max. 5
Protection against inverse voltage	Yes	Ramp-up time	≤ 100 ms
Rated output voltage	24 V DC ± 1 %	Residual ripple, breaking spikes	<50 mV_{PP} @ 24 V DC, I_N

General data

AC failure bridging time @ I_{nom}	> 20 ms @ 230 V AC / > 20 ms @ 115 V AC	Degree of efficiency	90%
Earth leakage current, max.	3.5 mA	Housing version	Metal, corrosion resistant
Indication	Green LED (U_{output} > 21.6 V DC), Yellow LED (I_{output} > 90 % I_{Rated} typ.), red LED (overload, overtemperature, short-circuit, U_{output} <20.4 V DC)	Max. perm. air humidity (operational)	5 %...95 % RH
Mounting position, installation notice	on terminal rail TS 35	Power factor (approx.)	> 0.94 @ 230 V AC / > 0.99 @ 115 V AC
Power loss, idling	2 W	Power loss, nominal load	24 W
Protection against over-heating	Yes	Protection against reverse voltages from the load	30...35 V DC
Protection degree	IP20	Short-circuit protection	Yes
Surge voltage category	II		

PRO ECO 240W 24V 10A

Weidmüller Interface GmbH & Co. KG
Klingenbergstraße 26
D-32758 Detmold
Germany

www.weidmueller.com

Technical data

EMC / shock / vibration

Interference immunity test acc. to	EN 61000-4-2 (ESD), EN 61000-4-3 (RS), EN 61000-4-4 (burst), EN 61000-4-5 (surge), EN 61000-4-6 (conducted), EN61000-4-8 (Fields), EN61000-4-11 (Dips)	Limiting of mains voltage harmonic currents	According to EN 61000-3-2
Noise emission in accordance with EN55032	Class B	Shock resistance IEC 60068-2-27	15 g In all directions
Vibration resistance IEC 60068-2-6	1 g according to EN 50178		

Insulation coordination

Insulation voltage input / earth	2 kV	Insulation voltage output / earth	0.5 kV
Insulation voltage, input/output	3 kV	Pollution severity	2
Protection class	I, with PE connection	Surge voltage category	II

Electrical safety (applied standards)

Electrical machine equipment	Acc. to EN60204	For use with electronic equipment	Acc. to EN50178 / VDE0160
Protection against dangerous shock currents	Acc. to VDE0106-101	Protective separation / protection against electrical shock	VDE0100-410 / acc. to DIN57100-410
Safety extra-low voltage	SELV acc. to IEC 60950-1, PELV according to EN 60204-1	Safety transformers for switch-mode power supplies	According to EN 61558-2-16

Connection data (input)

Conductor cross-section, AWG/kcmil , max.	12 AWG	Conductor cross-section, AWG/kcmil , min.	26 AWG
Conductor cross-section, flexible , min.	0.5 mm²	Conductor cross-section, rigid , max.	6 mm²
Conductor cross-section, rigid , min.	0.5 mm²	Connection system	Screw connection
Number of terminals	3 for L/N/PE	Tightening torque, max.	0.6 Nm
Tightening torque, min.	0.5 Nm	Wire connection cross section, flexible (input), max.	2.5 mm²

Connection data (output)

Conductor cross-section, AWG/kcmil , max.	12 AWG	Conductor cross-section, AWG/kcmil , min.	26 AWG
Conductor cross-section, flexible , max.	2.5 mm²	Conductor cross-section, flexible , min.	0.5 mm²
Conductor cross-section, rigid , max.	6 mm²	Conductor cross-section, rigid , min.	0.5 mm²
Connection system	Screw connection	Number of terminals	6 (++,–,13,14)
Tightening torque, max.	0.6 Nm	Tightening torque, min.	0.5 Nm

Signalling

Contact load (NO contact)	max. 30 V DC / 1 A	Floating contact	Yes
Relay on/off	Output voltage >21.6 V DC/ <20.4 V DC, overload		

PRO ECO 240W 24V 10A

Weidmüller Interface GmbH & Co. KG
Klingenbergstraße 26
D-32758 Detmold
Germany

www.weidmueller.com

Technical data

Classifications

ETIM 6.0	EC002540	ETIM 7.0	EC002540
ETIM 8.0	EC002540	ETIM 9.0	EC002540
ETIM 10.0	EC002540	ECLASS 9.0	27-04-07-01
ECLASS 9.1	27-04-07-01	ECLASS 10.0	27-04-07-01
ECLASS 11.0	27-04-07-01	ECLASS 12.0	27-04-07-01
ECLASS 13.0	27-04-07-01	ECLASS 14.0	27-04-07-01
ECLASS 15.0	27-04-07-01		

Environmental Product Compliance

RoHS Compliance Status	Compliant with exemption
RoHS Exemption (if applicable/known)	7a, 7cI
REACH SVHC	Lead 7439-92-1
SCIP	6d8cdf22-8230-4af8-86c8-3558c716666d

Approvals

Approvals	
Approvals MAMID	https://mdcop.weidmueller.com/mediadelivery/rendition/900_319222/-T1z1mm-S800/ https://mdcop.weidmueller.com/mediadelivery/rendition/900_319228/-T1z1mm-S800/ https://mdcop.weidmueller.com/mediadelivery/rendition/900_319258/-T1z1mm-S800/ https://mdcop.weidmueller.com/mediadelivery/rendition/900_319260/-T1z1mm-S800/
ROHS	Conform
UL File Number Search	UL Website
Certificate no. (cULus)	E258476

Downloads

Approval/Certificate/Document of Conformity	UL508 CSA C22.2 Certificate.pdf Declaration of Conformity UK Conformity Assessed
Engineering Data	CAD data – STEP
User Documentation	Operating instructions
Catalogues	Catalogues in PDF-format

PRO ECO 240W 24V 10A

Weidmüller Interface GmbH & Co. KG
Klingenbergstraße 26
D-32758 Detmold
Germany

www.weidmueller.com

Drawings

Electric symbol

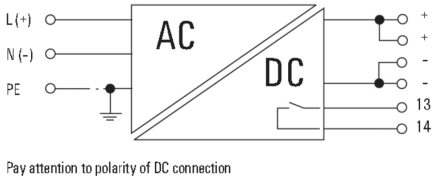

Pay attention to polarity of DC connection

Derating curve

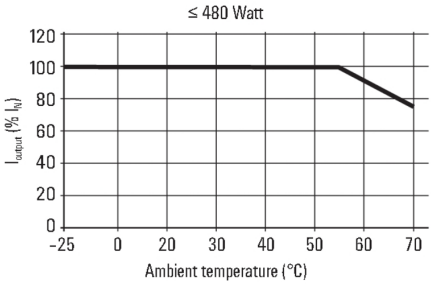

Derating curve

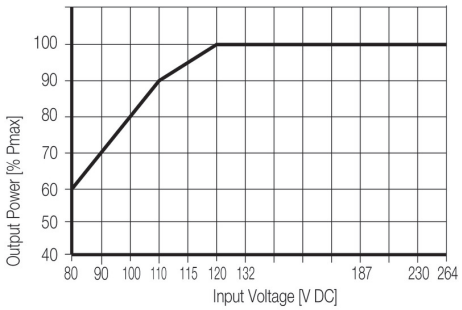

Derating curve

