

Spec 5 Conduit Bodies, Covers and Gaskets

For Rigid Conduit and IMC

NEC/CEC — Suitable for use in the following

Hazardous Locations:

Class I, Division 2 per NEC 501.10(B)(4)

Applications

- Serve as pulling fittings.
- Make bends in conduit system.
- Provide openings for splicing.
- Connect and change direction of conduit runs.
- Allow connections for branch runs.
- Permit access to conductors for maintenance.

Features

- Smooth, rounded integral bushings in hubs protect conductor insulation.
- Accurately tapped, tapered threads for tight, rigid joints and excellent ground continuity.
- Form 35™ malleable iron Unilets™: high tensile strength and ductility. High corrosion-resistance, high impact and shock resistance.
- Exclusive built-in easy-pulling rollers in type C (1-1/4" thru 4") and type LB (1-1/4" thru 4"): eliminate damage when cable is pulled through hubs.
- Sizes with flat-back design ideal where fitting is mounted flat against surface.
- 1/2" to 3" blank covers are domed for extra wiring space.
- Raintight when an Appleton™ cover and gasket are installed.

Standard Materials

- Bodies: malleable iron
- Blank covers: malleable iron, steel or aluminum
- Cover screws: stainless steel
- Gaskets: neoprene or composition fiber

Standard Finishes

- Malleable iron bodies and covers: triple-coat — (1) zinc electroplate, (2) chromate, and (3) epoxy powder coat
- Steel covers: zinc electroplate

Options

- For additional corrosion protection, specify Hot Dip Galvanized: add suffix **-G** to Malleable Iron Catalog Number.

NEC/CEC Certifications and Compliances

- UL Standards: 514A, 514B
- UL Listed: E2527
- CSA Standard: C22.2 No. 18.3
- CSA Certified: 065183
- NEMA Standard: FB-1

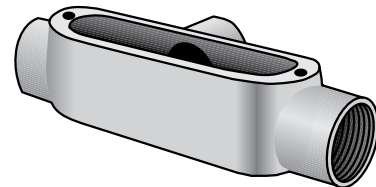
Related Products

- For explosionproof conduit outlet bodies and boxes, see *Enclosures and Junction Boxes in Protection and Control of Electrical Apparatus and Circuits Catalog*.

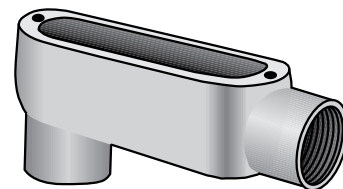


Type LB

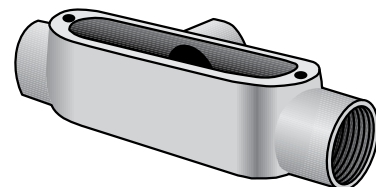
Illustrated Features



Type T



Type LB-G
Hot Dip Galvanized



Type T-G
Hot Dip Galvanized

Spec 5 Conduit Bodies, Covers and Gaskets

For Rigid Conduit and IMC



NEC/CEC — Suitable for use in the following



Hazardous Locations:

Class I, Division 2 per NEC 501.10(B)(4)

OZGEDNEY

COMMERCIAL AND INDUSTRIAL FITTINGS: CONDUIT BODIES

Trade Size (Inches)	Max. Wire Fill	C		Max. Wire Fill	LB		
		Malleable Iron	Malleable Iron Hot Dip Galvanized		Malleable Iron	Malleable Iron Hot Dip Galvanized	
							
1/2	①	C-50	C-50G	①	LB-50	LB-50G	
3/4	(3) # 6AWG	C-75	C-75G	(3) # 6AWG	LB-75	LB-75G	
1	(3) # 4AWG	C-100	C-100G	(3) # 4AWG	LB-100	LB-100G	
1-1/4	(3) # 2AWG	C-125 ②	C-125G ②	(3) # 2AWG	LB-125	LB-125G ②	
1-1/2	(3) # 1/0AWG	C-150 ②	C-150G ②	(3) # 1/0AWG	LB-150	LB-150G ②	
2	(3) # 4/0AWG	C-200 ②	C-200G ②	(3) # 4/0AWG	LB-200	LB-200G ②	
2-1/2	(3) 300MCM	C-250 ②	C-250G ②	(3) 300MCM	LB-250	LB-250G ②	
3	(3) 300MCM	C-300 ②	C-300G ②	(3) 300MCM	LB-300	LB-300G ②	
3-1/2	(3) 350MCM	C-350 ②	C-350G ②	(3) 350MCM	LB-350	LB-350G ②	
4	(3) 350MCM	C-400 ②	C-400G ②	(3) 350MCM	LB-400	LB-400G ②	

Trade Size (Inches)	Max. Wire Fill	T		Max. Wire Fill	TB		
		Malleable Iron	Malleable Iron Hot Dip Galvanized		Malleable Iron	Malleable Iron Hot Dip Galvanized	
							
1/2	①	T-50	T-50G	①	TB-50	TB-50G	
3/4	(3) # 6AWG	T-75	T-75G	(3) # 6AWG	TB-75	TB-75G	
1	(3) # 4AWG	T-100	T-100G	(3) # 4AWG	TB-100	TB-100G	
1-1/4	(3) # 2AWG	T-125	T-125G	(3) # 2AWG	TB-125	TB-125G	
1-1/2	(3) # 1AWG	T-150	T-150G	(3) # 1AWG	TB-150	TB-150G	
2	(3) # 2/0AWG	T-200	T-200G	(3) # 2/0AWG	TB-200	TB-200G	
2-1/2	(3) 300MCM	T-250	T-250G	(3) 300MCM	—	—	
3	(3) 300MCM	T-300	T-300G	(3) 300MCM	—	—	
3-1/2	(3) 350MCM	T-350	T-350G	(3) 350MCM	—	—	
4	(3) 350MCM	T-400	T-400G	(3) 350MCM	—	—	

① All 1/2" Max Wire Fill Calculations per the NEC - Annex C - Table C8.

② Catalog numbers having roller feature, all others do not.