

Square Boxes and Accessories

4" Square Old-Work Box with Swing Ears

CAT. NO.	DESCRIPTION	STD. CTN.
52171-OW	Metallic 4"-Sq. x 2½"D Old-Work Box with factory-mounted swing ears	25
OW SWING EAR	Swing Ears only (for field installation) with self-threading screws	50 (25 pair)



52171-OW

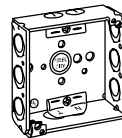


OW Swing Ears

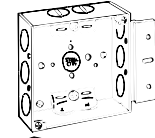
4" Square Boxes

CAT. NO.	DEPTH (IN.)	CU. IN. CAPACITY	CLAMPS	BRKTS.	KNOCKOUTS (IN.)			STD. CTN.
					EA. SIDE CONDUIT	EA. END CONDUIT	BOTTOM CONDUIT	
With Non-Metallic Sheathed Cable Clamps								
52151 N	1½	21.0	C-5	—	2-½, 1-½, ¾E	2	1-½	50
52151 MS N*	1½	21.0	C-5	MS	2-½, 1-½, ¾E	2	1-½	25
52151 BN*	1½	21.0	C-5	B	2-½, 1-½, ¾E	2	1-½	25
52151 VN*	1½	21.0	C-5	SV	2-½, 1-½, ¾E	2	1-½	25
52151 CVN*	1½	21.0	C-5	CV	2-½, 1-½, ¾E	2	1-½	25
52151CVNP*	1½	21.0	C-5	CV	2-½, 1-½, ¾E	2	1-½	25
52171 N	2½	30.3	C-5	—	2-½, 1-½, ¾E	2	1-½	25
52171-VN*	2½	30.3	C-5	SV	2-½, 1-½, ¾E	2	1-½	25
With Conduit KOs								
52141-1/2	1¼	18.0	—	—	2-½, 1-¼, ¾E	3-½, 1-¼, ¾E	5-½	50
52151 1/2	1½	21.0	—	—	2-½, 1-¼, ¾E	2-¼, 1-¼, ¾E	3-½, 2-¼	50
52151-3/4	1½	21.0	—	—	2-½, 1-¼, ¾E	2-¼, 1-¼, ¾E	3-½, 2-¼	50
52151 1/2 3/4	1½	21.0	—	—	2-½, 1-¼, ¾E	2-¼, 1-¼, ¾E	3-½, 2-¼	50
521511234P	1½	21.0	—	—	2-½, 1-¼, ¾E	2-¼, 1-¼, ¾E	3-½, 2-¼	50
52151-3/4-W	1½	21.0	—	—	2-½, 1-¼, ¾E	2-¼, 1-¼, ¾E	3-½, 2-¼	50
52151B1234*	1½	21.0	—	B	2-½, 1-¼, ¾E	2-¼, 1-¼, ¾E	3-½, 2-¼	25
52151-1/2 & 3/4-EW	1½	21.0	—	—	2-½, 1-¼, ¾E	2-¼, 1-¼, ¾E	3-½, 2-¼	50
521511234EWGB (Ground bump)	1½	21.0	—	—	2-½, 1-¼, ¾E	2-¼, 1-¼, ¾E	2-½, 2-¼	50
521511234EWGBP (Ground bump with 10½" ground wire)	1½	21.0	—	—	2-½, 1-¼, ¾E	2-¼, 1-¼, ¾E	2-½, 2-¼	50

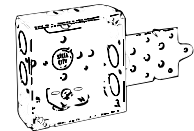
* All Bracketed boxes come complete with eccentric knockouts.
Per UL 514A, suitable for use without a bonding jumper in circuits above or below 250 volts. Pigtail wire is #12 AWG insulated, 10½" long.




52151 N



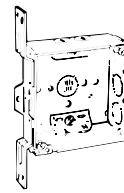
52151 MS N*
MS bracket for 1½", 2½", 3½", 4"



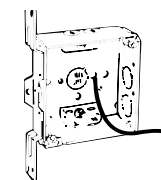
52151 BN*
B bracket mounted flush



52151 VN*
SV bracket mounted flush



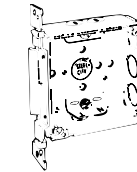
52151 CVN*
CV bracket mounted flush



52151 CVNP



52171 N



52171-VN*
SV bracket mounted flush



52141-1/2



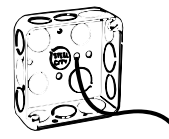
52151 1/2




52151-3/4



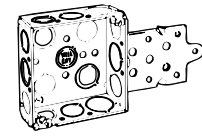
52151 1/2 3/4



521511234P



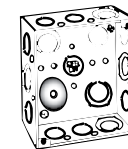
52151-3/4-W




52151B1234
B Bracket mounted flush



52151-1/2 & 3/4-EW



521511234EWGB



521511234EWGBP