


## 4<sup>11</sup>/<sub>16</sub>" SQUARE SURFACE COVERS – 9.0 CUBIC INCH CAPACITY


1/2" RAISED



TP720



TP722




TP724  
TP730  
TP736




TP726



TP728



TP732



TP734



TP738



TP740

CP

Cat. #	Description	Unit Qty.	Wt. Lbs. Per 100
TP720	For One Toggle Switch	10	52
TP722	For One Duplex Receptacle	10	49
TP724	For One Single Receptacle 1 <sup>13</sup> / <sub>32</sub> " Dia.	10	53
TP730	For One 20 Amp Single Receptacle 1.620" Dia.	10	50
TP736	For One 1.730" Dia. Power Outlet	10	51
TP726	For Two Toggle Switches	10	52
TP728	For Two Duplex Receptacles	10	44
TP732	For One 2.125" Dia. Range/Dryer Receptacle	10	48
TP734	For One 2.480" Dia. Power Outlet	10	45
TP738	For One Ground Fault Interrupter	10	45
TP740	For One GFI Receptacle & One Toggle	25	45
TP741	For Two GFI Receptacles	10	43