


**Typical F-Frame Breaker**  
**F-Frame Breaker with Electronic Trip Unit**



### Contents

<i>Description</i>	<i>Page</i>
Product Overview . . . . .	V4-T2-121
Standards and Certifications . . . . .	V4-T2-122
Quick Reference . . . . .	V4-T2-123
G-Frame (15–100 Amperes) . . . . .	V4-T2-126
F-Frame (10–225 Amperes)	
Catalog Number Selection . . . . .	V4-T2-141
Product Selection . . . . .	V4-T2-142
Accessories . . . . .	V4-T2-153
Technical Data and Specifications . . . . .	V4-T2-154
Dimensions and Weights . . . . .	V4-T2-156
J-Frame (70–250 Amperes) . . . . .	V4-T2-157
K-Frame (70–400 Amperes) . . . . .	V4-T2-165
L-Frame (125–600 Amperes) . . . . .	V4-T2-192
M-Frame (300–800 Amperes) . . . . .	V4-T2-218
N-Frame (400–1200 Amperes) . . . . .	V4-T2-229
R-Frame (800–2500 Amperes) . . . . .	V4-T2-244
Motor Circuit Protectors (MCP) . . . . .	V4-T2-263
Motor Protection Circuit Breakers (MPCB) . . . . .	V4-T2-274
Type ELC Current Limiter Attachment (Size 0–4) . . . . .	V4-T2-276
Current Limiting Circuit Breaker Module . . . . .	V4-T2-277
Internal Accessories . . . . .	V4-T2-281
External Accessories . . . . .	V4-T2-312

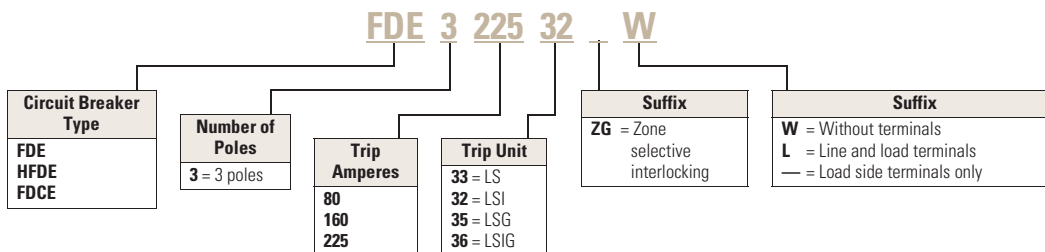
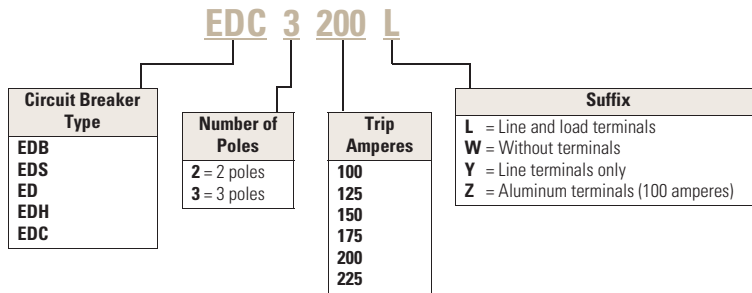
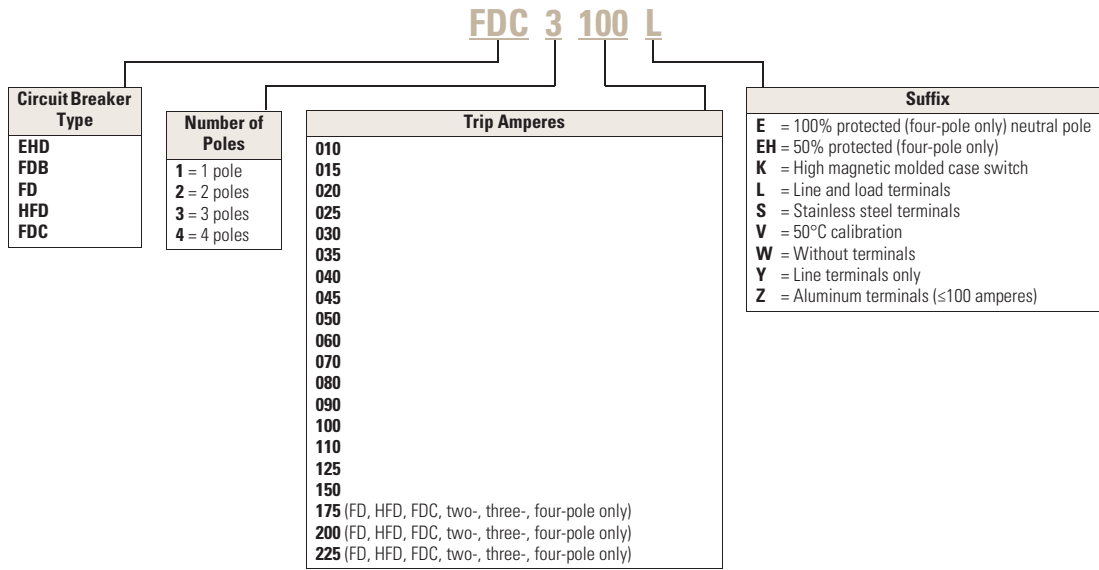
### F-Frame (10–225 Amperes)

#### Product Description

- All Eaton's F-Frame circuit breakers are HACR rated
- All circuit breakers 10 through 30 amperes are suitable for HID (high intensity discharge) use
- All F-Frame circuit breakers are suitable for reverse feed use

**Catalog Number Selection**

This information is presented only as an aid to understanding catalog numbers. It is not to be used to build catalog numbers for circuit breakers or trip units.



# 2.3

## Molded Case Circuit Breakers

### Series C

#### Type EDS Thermal-Magnetic Circuit Breakers with Non-Interchangeable Trip Units Suitable for Reverse Feed

2

Maximum Continuous Ampere Rating at 40°C	240 Vac Maximum, 125 Vdc (Includes Terminals on Load End Only) 42 kAIC at 240 Vac	
	Two-Pole Catalog Number	Three-Pole Catalog Number
100	EDS2100	EDS3100
110	EDS2110	EDS3110
125	EDS2125	EDS3125
150	EDS2150	EDS3150
175	EDS2175	EDS3175
200	EDS2200	EDS3200
225	EDS2225	EDS3225

#### Type EHD Thermal-Magnetic Circuit Breakers with Non-Interchangeable Trip Units (Includes Terminals on Load End Only)

Maximum Continuous Ampere Rating at 40°C	277 Vac Maximum, 125 Vdc 14 kAIC at 277 Vac Single-Pole	480 Vac Maximum, 250 Vdc 14 kAIC at 480 Vac Two-Pole	Three-Pole
	Catalog Number	Catalog Number	Catalog Number
10 <sup>①</sup>	EHD1010	EHD2010	EHD3010
15	EHD1015 <sup>②</sup>	EHD2015	EHD3015
20	EHD1020 <sup>②</sup>	EHD2020	EHD3020
25	EHD1025	EHD2025	EHD3025
30	EHD1030	EHD2030	EHD3030
35	EHD1035	EHD2035	EHD3035
40	EHD1040	EHD2040	EHD3040
45	EHD1045	EHD2045	EHD3045
50	EHD1050	EHD2050	EHD3050
60	EHD1060	EHD2060	EHD3060
70	EHD1070	EHD2070	EHD3070
80	EHD1080	EHD2080	EHD3080
90	EHD1090	EHD2090	EHD3090
100	EHD1100	EHD2100	EHD3100

#### Notes

<sup>①</sup> Not UL listed. 5 kAIC interrupting rating.

<sup>②</sup> UL listed for SWD applications, see NEC Article 240.83(d).