

Custom-Built Stations



**Description**

The table on page 10-5 lists the most commonly used Bulletin 800T/800H push button stations. Stations not listed in this table may be ordered as custom-built stations.

**Cat. No.**






The cat. no. used to identify custom-built Bulletin 800T push button stations will be cat. no. listed for enclosure only. The letter **Z** will be substituted for the letter **W** and a station serial no. will be added.

**Ordering Information**

The following information is required when ordering custom-built push button stations.

1. Cat. no. of enclosure.
2. Cat. no. of control units.
3. Legend plate cat. no. and/or marking for each unit.
4. Specify vertical/horizontal mounting.
5. Specify desired operator mounting sequence. Inclusion of a sketch is recommended. If no information is given, standard configuration will be used.

Enclosures

No. of Operator Openings	Surface Mount*		Flush Mount	Pendant Type	
	Die Cast* (Type 4/13)	Sheet Metal (Type 13)	Die Cast Face Plate (Type 4/13)	One Hole in Bottom (Type 13)	Openings in Cover (Type 13)
	 <i>Cat. No. 800T-2TZ</i>	 <i>Cat. No. 800T-6TJZ</i>	 <i>Cat. No. 800T-2ZT</i>	 <i>Cat. No. 800T-2PZ</i>	 <i>Cat. No. 800T-2PY</i>
	Cat. No.	Cat. No.	Cat. No.	Cat. No.	Cat. No.
1	<b>800T-1TZ</b> *	—	<b>800T-1ZT</b>	—	—
2	<b>800T-2TZ</b> *	—	800T-2ZT	800T-2PZ	<b>800T-2PY</b>
3	<b>800T-3TZ</b> *	—	800T-3ZT	800T-3PZ	800T-3PY
4	<b>800T-4TZ</b> *	—	800T-4ZT	800T-4PZ	800T-4PY
5	—	—	—	800T-5PZ	800T-5PY
6‡	<b>800T-6TZ</b> *	—	800T-6ZT	800T-6PZ	800T-6PY
6§	<b>800T-6THZ</b> *	<b>800T-6TJZ</b>	800T-6ZTH	—	—
7	—	—	—	800T-7PZ	800T-7PY
8	—	—	—	800T-8PZ	800T-8PY
9	<b>800T-9TZ</b>	800T-9TJZ	800T-9ZT	800T-9PZ	800T-9PY
10	—	—	—	800T-10PZ	800T-10PY
12	<b>800T-12TZ</b>	800T-12TJZ	800T-12ZT	—	—
16	800T-16TZ	800T-16TJZ	800T-16ZT	—	—
20	—	800T-20TJZ	—	—	—
25	—	800T-25TJZ	—	—	—

**Note:** Specialty enclosures available. Please refer to KB Q69259778.

**Note:** Enclosure and conduit dimensions are detailed on page 10-61.

\* Bottom conduit entry. Grounding provision provided.

\* Enclosure depth will accommodate one shallow and one mini-contact block stacked.

\* Add suffix **Y** to the cat. no. for yellow painted enclosure. Example: **Cat. No. 800T-1TZY**.

‡ One vertical row.

§ Two vertical rows of three holes.