








# Lithonia Lighting® Outdoor HID Crossover Guide



Application		Recommended LED Luminaire	70W Metal Halide	100W Metal Halide	150/175W Metal Halide	250W Metal Halide	400W Metal Halide	1000W Metal Halide	1500W Metal Halide
Area / Pole-Mounted			The recommended "P" lumen package is called out in the luminaire part number and refers to lumen output. EXAMPLE: DSX1 LED <b>P3</b> 40K T3M MVOLT SPA DDBXD						
ESX		ESX1 LED	---	---	<b>P1</b>	<b>P2</b>	<b>P3, P4</b>	---	---
RSX		RSX1 LED	---	---	<b>P1</b>	<b>P2</b>	<b>P3, P4</b>	---	---
		RSX2 LED	---	---	---	<b>P1</b>	<b>P2, P3</b>	<b>P5, P6</b>	---
		RSX3 LED	---	---	---	---	<b>P1</b>	<b>P3, P4</b>	---
		RSX4 LED	---	---	---	---	<b>P1</b>	<b>P2, P3, P4, P5, P6</b>	<b>P6</b>
D-Series		DSX0 LED (20-LED)	<b>P1</b>	<b>P1</b>	<b>P2</b>	<b>P3, P4</b>	---	---	---
		DSX0 LED (40-LED)	---	---	---	<b>P5</b>	<b>P5, P6, P7</b>	---	---
		DSX1 LED (60-LED)	---	---	---	---	<b>P8</b>	<b>P9</b>	---
			DSX2 LED (80-LED)	---	---	---	---	<b>P1, P2</b>	<b>P3, P4, P5</b>
DSX2 LED (100-LED)	---		---	---	---	---	<b>P6, P7, P8</b>	---	
Radcan		RAD1 LED	<b>P1</b>	<b>P2</b>	<b>P3</b>	<b>P4</b>	<b>P5</b>	---	---
		RADPT LED	<b>P1</b>	<b>P2</b>	<b>P3</b>	<b>P4</b>	<b>P5</b>	---	---

Note: Bold option reflects the most popular selection

Application	Recommended LED Luminaire	CFL	70W Metal Halide	100W Metal Halide	150/175W Metal Halide	250W Metal Halide	400W Metal Halide	1000W Metal Halide	
Wall-Mounted		The recommended "P" lumen package is called out in the luminaire part number and refers to lumen output. EXAMPLE: WDGE2 LED <b>P3</b> 40K 80CRI VF SRM MVOLT DDBXD							
WPX		WPX1 LED	P1	P1	P2	P2	---	---	---
		WPX2 LED	---	---	---	---	●	---	---
		WPX3 LED	---	---	---	---	---	●	---
ARC		ARC1 LED	P1	P1	P2	P2, P3	---	---	---
		ARC2 LED	P1	P1	P2	P2, P3	P4, P5	---	---
WDGE		WDGE1 LED	P1	P2	---	---	---	---	---
		WDGE2 LED	P1	P2	P3	P3, P4	P4, P5	---	---
		WDGE3 LED	---	---	---	---	P1, P2	P2, P3, P4	---
		WDGE4 LED	---	---	---	---	---	P1	P2, P3
TWX		TWX1 LED Adjustable Lumen Output (ALO)	●	●	●	---	---	---	---
		TWX2 LED Adjustable Lumen Output (ALO)	---	●	●	●	●	---	---
		TWX3 LED Adjustable Lumen Output (ALO)	---	---	●	●	●	●	---

Application	Recommended LED Luminaire	Halogen	70W Metal Halide	100W Metal Halide	150/175W Metal Halide	250W Metal Halide	400W Metal Halide	1000W Metal Halide	1500W Metal Halide
Flood Lighting		The recommended "P" lumen package is called out in the luminaire part number and refers to lumen output. EXAMPLE: DSXF2 LED <b>P1</b> 40K MSP MVOLT THK DDBXD							
QTE	 QTE LED (120V)	150W : P1 300W : P2 500W : P3	<b>P3</b>	<b>P3</b>	---	---	---	---	---
	 TFX1 LED	---	○	○	●	---	---	---	---
	 TFX2 LED	---	---	---	○	●	●	---	---
	 TFX3 LED	---	---	---	---	---	●	---	---
	 TFX4 LED	---	---	---	---	---	---	●	---
D-Series	 DSXF1 LED	---	<b>P1</b>	<b>P1</b>	<b>P2</b>	---	---	---	---
	 DSXF2 LED	---	---	---	<b>P2</b>	<b>P3</b>	---	---	---
	 DSXF3 LED	---	---	---	---	---	<b>P1, P2, P3, P4</b>	---	---
RSXF	 RSXF1 LED	---	---	---	<b>P1</b>	<b>P2</b>	<b>P3, P4</b>	---	---
	 RSXF2 LED	---	---	---	---	<b>P1</b>	<b>P2, P3</b>	<b>P5, P6</b>	---
	 RSXF3 LED	---	---	---	---	---	<b>P1</b>	<b>P3, P4</b>	---
	 RSXF4 LED	---	---	---	---	---	---	<b>P2, P3, P4, P5, P6</b>	<b>P7, P8</b>
HLF	 HLF1 LED	---	---	---	---	---	<b>P1, P2</b>	<b>P3, P4, P5</b>	---
	 HLF2 LED	---	---	---	---	---	---	<b>P1, P2, P3</b>	<b>P4, P5, P6</b>

Application	Recommended LED Luminaire	CFL, Halogen	70W Metal Halide	100W Metal Halide	150/175W Metal Halide	250W Metal Halide	400W Metal Halide
Parking Garage / Canopy		The recommended "P" lumen package is called out in the luminaire part number and refers to lumen output. EXAMPLE: VCPG LED V4 <b>P4</b> 40K 70CRI T5M MVOLT SRM DNAXD					
	CNY LED	<b>P0</b>	<b>P1</b>	<b>P1</b>	<b>P1, P2</b>	---	---
	DSXPG LED	---	<b>10C 1000</b>	<b>10C 1000</b>	<b>20C 1000</b> 30C 530	<b>30C 700</b>	<b>30C 1000</b>
	PGX LED	<b>P1</b>	<b>P1</b>	<b>P1, P2</b>	<b>P1, P2, P3</b>	<b>P4</b>	<b>P5</b>
	VCPG LED	<b>V4 P1</b>	<b>V4 P1</b>	V4 <b>P1, P2</b>	V4 <b>P1, P2, P3</b>	V4 <b>P3, P4, P5</b>	<b>V4 P6, V8 P7</b>
	VCPG LED (VCPG Ultimate)	<b>V4 P1</b> V8 <b>P1</b>	<b>V4 P1</b> V8 <b>P1</b>	V4 <b>P1, P2</b> V8 <b>P1, P2</b>	V4 <b>P1, P2, P3</b> V8 <b>P1, P2, P3</b>	V4 <b>P3, P4, P5</b> V8 <b>P3, P4, P5</b>	V4 <b>P6</b> V8 <b>P6, P7</b>
Bollards							
	DSXB LED	12C 350 (asymmetric) 16C 350 (symmetric)	12C 530 (asymmetric) 16C 530 (symmetric)	12C 700 (asymmetric) 16C 700 (symmetric)	---	---	---
	KBR8 LED	12C 350 (asymmetric) 16C 350 (symmetric)	12C 530 (asymmetric) 16C 530 (symmetric)	12C 700 (asymmetric) 16C 700 (symmetric)	---	---	---
	RADB LED	<b>P1</b>	<b>P2, P3</b>	<b>P4, P5</b>	---	---	---
Security Luminaires							
	BARNGUARD LED (BGR)	<b>P1</b>	<b>P1</b>	<b>P1</b>	<b>P1, P2</b>	---	---

Note: Bold option reflects the most popular selection. ○ : Optional Selection. ● : Most Popular Selection