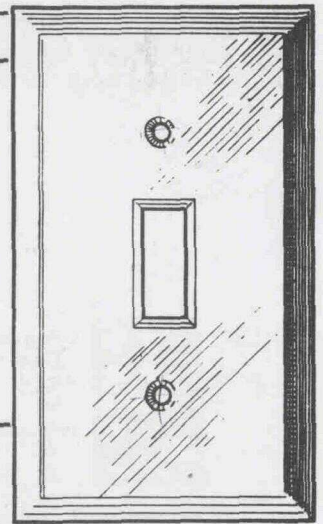














Architectural



For color photos of finishes see inside front cover.

STANDARD SHAPE

See page A84 for ordering Custom Plates not found in this listing.

	ALUMINUM (.040")	ALUMINUM (.050")	POLISHED BRASS (.040")	POLISHED STAINLESS (.035")	STAINLESS TYPE 302 (.060")	SATIN BRASS (.040")	SATIN BRASS (.060")
	Satin Finish (SAL)	Clear Anodized (5AA)	High Polish U.S. #3 (4PB)	High Polish U.S. #32 (302SP)	Satin Finish U.S. #32D (3026SS)	Satin Finish U.S. #4 (4BB)	Satin Finish U.S. #4 (6BB)
 1 Toggle Switch (1T)	62071	95071	64071	68071	70071	94071	96071
 2 Toggle Switches (2T)	62072	95072	64072	68072	70072	94072	96072
 3 Toggle Switches (3T)	62073	95073	64073	68073	70073	94073	96073
 4 Toggle Switches (4T)	62074	95074	64074	68074	70074	94074	96074
 5 Toggle Switches (5T)	62075	95075	64075	68075	70075	94075	96075
 6 Toggle Switches (6T)	62076	95076	64076	68076	70076	94076	96076
 7 Toggle Switches (7T)	62077	95077	64077	68077		94077	
 8 Toggle Switches (8T)	62078	95078	64078	68078		94078	
 9 Toggle Switches (9T)	62079	95079	64079	68079		94079	
 10 Toggle Switches (10T)	62080	95080	64080	68080		94080	
 1 Duplex Receptacle (10DR)	62101	95101	64101	68101	70101	94101	96101
 2 Duplex Receptacles (20DR)	62102	95102	64102	68102	70102	94102	96102

Material Specifications

Stainless Steel	Type 302 Spec. Grade (18% chrome-8% nickel) Non-Magnetic and Corrosion Resistant For hospitals, schools and other public institutions.	Finish	Shape	Thickness	U.S. Bureau Standards Symbols	Finish Designator	Cat. Page #
	(302SS)	#4 Fine Satin	S	.035	US #32D	93000	A7-13
	(302SS-PRL)	#4 Fine Satin	P	.035	US #32D	53000	A42-47
	(302-6SS)	#4 Fine Satin	S	.060	US #32D	70000	A28-34
	(302SP)	Mirror Polish	S	.035	US #32	68000	A28-34
	Type 430 (SS)	#4 Fine Satin	S	.030	US #32	97000	A7-13
	Type 430 (SS-PRL)	#4 Fine Satin	P	.030	US #32D	57000	A42-47


Aluminum	Clear Anodized (5AA)	Matte, Smooth	S	.050	US #28	95000	A28-34
	Clear Anodized (5AA-PRL)	Matte, Smooth	P	.050	US #28	55000	A42-47
	Bright Satin (SAL)	Satin	S	.040	—	62000	A28-34

Brass & Bronze Lacquered to prevent oxidation	Statuary Bronze Dark (4DBR)	Antiqued, Relieved	S	.040	US #20	69000	A35-41
	Bank Bronze Medium (4ABR)	Antiqued, Relieved	S	.040	US #10B	65000	A35-41
	Satin Brass (4BB)	Satin #4 Polish	S	.040	US #4	94000	A28-34
	Satin Brass (4BB-PRL)	Satin #4 Polish	P	.040	US#4	54000	A42-47
	Satin Brass (6BB)	Satin #4 Polish	S	.060	US #4	96000	A28-34
	Satin Bronze (4SBR)	Satin #4 Polish	S	.040	US #10	66000	A35-41
	Satin Bronze (4SBR-PRL)	Satin #4 Polish	P	.040	US #10	56000	A42-47
	Polished Brass (4PB)	Mirror Finish	S	.040	US #3	64000	A28-34


Lexan® Thermoplastic	Brown	91000	A54-57
	Gray	77000G	A54-57
	Ivory	92000	A54-57
	Red	77000R	A54-57
	White	90000	A54-57

WALL PLATE COLOR GUIDE

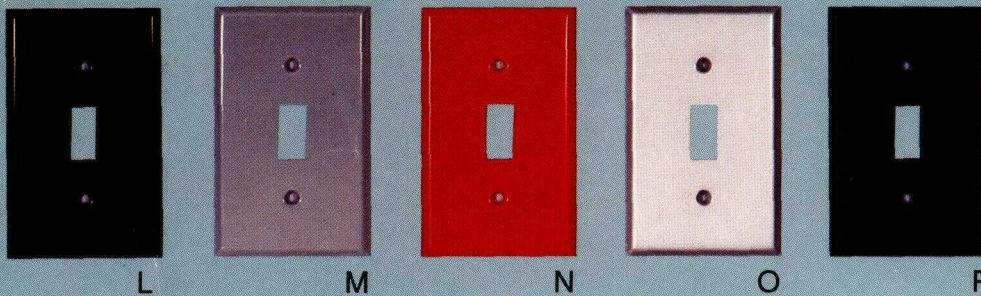
STANDARD SHAPE




A B C D E



F G H I J K



L M N O P



Q R S T U

- | | | |
|--|--------------------------------|--|
| A. Polished Chrome (83000) | G. Brown Wrinkle (98000) | N. Red Semi-Gloss (51000) |
| B. Stainless Steel (97000, 93000, 70000) | H. White Wrinkle (85000) | O. Aluminum Painted Steel/Cadilite (88000) |
| C. Polished Stainless (68000) | I. Ivory Semi-Gloss (84000) | P. Black Matte (87000) |
| D. Clear Anodized Aluminum (95000) | J. Sprayed Brass Matte (81000) | Q. Satin Brass (94000, 96000) |
| E. Satin Aluminum (62000) | K. White Semi-Gloss (86000) | R. Bank Bronze (65000) |
| F. Ivory Wrinkle (99000) | L. Brown Semi-Gloss (82000) | S. Satin Bronze (66000) |
| | M. Gray Semi-Gloss (58000) | T. Statuary Bronze (69000) |
| | | U. Polished Brass (64000) |