

BALDOR® • *RELIANCE*

Product Information Packet

VEM2333T

15HP, 1765RPM, 3PH, 60HZ, 254TC, 0944M, TEFC, F

Part Detail							
Revision:	K	Status:	PRD/A	Change #:		Proprietary:	No
Type:	AC	Elec. Spec:	09WGZ910	CD Diagram:	CD0005	Mfg Plant:	
Mech. Spec:	09C103	Layout:	09LYC103	Poles:	04	Created Date:	04-30-2015
Base:	N	Eff. Date:	07-19-2017	Leads:	9#12		

Specs			
Catalog Number:	VEM2333T	Heater Indicator:	No Heater
Enclosure:	TEFC	Insulation Class:	F
Frame:	254TC	Inverter Code:	Inverter Ready
Frame Material:	Iron	KVA Code:	H
Output @ Frequency:	15.000 HP @ 60 HZ	Lifting Lugs:	Standard Lifting Lugs
Synchronous Speed @ Frequency:	1800 RPM @ 60 HZ	Locked Bearing Indicator:	Locked Bearing
Voltage @ Frequency:	460.0 V @ 60 HZ	Motor Lead Quantity/Wire Size:	9 @ 12 AWG
	230.0 V @ 60 HZ	Motor Lead Exit:	Ko Box
XP Class and Group:	None	Motor Lead Termination:	Flying Leads
XP Division:	Not Applicable	Motor Type:	0944M
Agency Approvals:	UR	Mounting Arrangement:	F1
	CSA EEV	Power Factor:	83
	CSA	Product Family:	General Purpose
Auxillary Box:	No Auxillary Box	Pulley End Bearing Type:	Ball
Auxillary Box Lead Termination:	None	Pulley Face Code:	C-Face
Base Indicator:	No Mounting	Pulley Shaft Indicator:	Standard
Bearing Grease Type:	Polyrex EM (-20F +300F)	Rodent Screen:	None
Blower:	None	Shaft Extension Location:	Pulley End

Current @ Voltage:	18.100 A @ 460.0 V	Shaft Ground Indicator:	No Shaft Grounding
	36.200 A @ 230.0 V	Shaft Rotation:	Reversible
	38.000 A @ 208.0 V	Shaft Slinger Indicator:	Shaft Slinger
Design Code:	A	Speed Code:	Single Speed
Drip Cover:	No Drip Cover	Motor Standards:	NEMA
Duty Rating:	CONT	Starting Method:	Direct on line
Electrically Isolated Bearing:	Not Electrically Isolated	Thermal Device - Bearing:	None
Feedback Device:	NO FEEDBACK	Thermal Device - Winding:	None
Front Face Code:	Standard	Vibration Sensor Indicator:	No Vibration Sensor
Front Shaft Indicator:	None	Winding Thermal 1:	None
		Winding Thermal 2:	None

Nameplate NP3441LUA										
CAT.NO.	VEM2333T									
SPEC	09C103Z910G3									
HP	15									
VOLTS	230/460									
AMPS	36.2/18.1									
RPM	1765									
FRAME	254TC				HZ	60			PH	3
SF	1.15		CODE	H	DES	A		CLASS	F	
NEMA NOM. EFF	92.4		PF	83						
RATING	40C AMB-CONT									
CC	010A			USABLE AT 208V						38
ENCL	TEFC		SER							
DE	6309			ODE	6208					
VPWM INVERTER READY										
CT6-60H(10:1)VT3-60H(20:1										
	50Hz 15HP 190/380V 43.2/21.6A									
	SF1.0									

Parts List		
Part Number	Description	Quantity
SA300084	SA 09C103Z910G3	1.000 EA
RA287131	RA 09C103Z910G3	1.000 EA
HW1002A63	WASHER, 5/8 HI-COLLAR SPRLCKWASHER	1.000 EA
09CB3002SP	CB W/1.38 LEAD HOLE FOR 37, 39, 307 & 30	1.000 EA
09GS1000SP	GASKET-CONDUIT BOX, 1/16 THICK LEXIDE	1.000 EA
10XN2520K12	1/4-20 X.75 GRD 5	2.000 EA
HW1001A25	LOCKWASHER 1/4, ZINC PLT .493 OD, .255 I	2.000 EA
WD1000B16	T&B CX70TN TERMINAL	1.000 EA
59XW2520G07	.25-20X.44,HEX SER WSHR,TAPTITE 2,GREEN	1.000 EA
09FE1100A194	FREP 09EP1100A194 FOR PLANT ROUTING	1.000 EA
XY3816A12	3/8-16 FINISHED NUT	4.000 EA
HW1001A38	LOCKWASHER 3/8, ZINC PLT .688 OD, .382 I	4.000 EA
HW5100A08	W3118-035 WVY WSHR (WB)	1.000 EA
10XN2520K28	1/4-20 X 1.75" HX HD SCRWGRADE 5, ZINC P	2.000 EA
HW1001A25	LOCKWASHER 1/4, ZINC PLT .493 OD, .255 I	2.000 EA
10XN2520K36	1/4-20 X 2.25" HX HD SCRWGRADE 5, ZINC P	4.000 EA
HW1001A25	LOCKWASHER 1/4, ZINC PLT .493 OD, .255 I	4.000 EA
09EP1300A155	PUEP MACH W/309 BRG & "O" DRAIN, SLINGER	1.000 EA
HW4600B44	V-RING SLINGER 1.500 X 1.810 X .28 VITON	1.000 EA
HA3113A02	THRUBOLT 3/8-16 X 16.750	4.000 EA
HW1001A38	LOCKWASHER 3/8, ZINC PLT .688 OD, .382 I	4.000 EA
09FH4000SP	FAN COVER, STAMPED	1.000 EA
HA2081A05	SPACER TUBE, 309 FAN HSG, 2.00 LONG	4.000 EA
XY3816A12	3/8-16 FINISHED NUT	4.000 EA

Parts List (continued)		
Part Number	Description	Quantity
HW1001A38	LOCKWASHER 3/8, ZINC PLT .688 OD, .382 I	4.000 EA
09CB3501SP	CONDUIT BOX LID FOR 09CB3001 & 09CB3002	1.000 EA
09GS1013SP	09 GS FOR 09CB3501 LID - LEXIDE	1.000 EA
51XW2520A12	.25-20 X .75, TAPTITE II, HEX WSHR SLTD	2.000 EA
HW2501G25	KEY, 3/8 SQ X 2.875	1.000 EA
LB1115N	LABEL,LIFTING DEVICE (ON ROLLS)	1.000 EA
PK6014	STEEL STRAP FOR 309-312 BASELESS MOTORS	3.000 EA
19XW3118A08	.31-18 X .50 HEX WASHER HEAD TAPTITE II	3.000 EA
HW4500A05	1669B ALEM/UNIV860 GR FTG X	1.000 EA
HW4500A17	317400 ALEMITE GREASE RELIEF	1.000 EA
HA4051A00	PLASTIC CAP FOR GREASE FITTING	1.000 EA
HA4066A01	PUSH IN T-DRAIN FITTING (BLACK)	1.000 EA
MJ1000A02	GREASE, POLYREX EM EXXON (USe 4824-15A)	0.080 LB
HW4500A03	GREASE FITTING, .125 NPT 1610(ALEMITE) 8	1.000 EA
HW4500A17	317400 ALEMITE GREASE RELIEF	1.000 EA
HA4051A00	PLASTIC CAP FOR GREASE FITTING	1.000 EA
HA4066A01	PUSH IN T-DRAIN FITTING (BLACK)	1.000 EA
09FN3001D01	EXTERNAL FAN, PLASTIC	1.000 EA
HW2500A25	WOODRUFF KEY USA #1008 #BLOW CARBON STEE	1.000 EA
51XB1214A20	12-14X1.25 HXWSSLD SERTYB	1.000 EA
MG1000Y03	MUNSELL 2.53Y 6.70/ 4.60, GLOSS 20,	0.050 GA
85XU0407S04	4X1/4 U DRIVE PIN STAINLESS	2.000 EA
LB1119N	WARNING LABEL	1.000 EA
LC0005	CONN.DIA.,TY M,9-LD,DUAL VOLT,REVERSING	1.000 EA

Product Information Packet: VEM2333T - 15HP,1765RPM,3PH,60HZ,254TC,0944M,TEFC,F

NP3441LUA	ALUM SUPER-E VPWM INV READY UL CSA-EEV C	1.000 EA
40PA1017	PACKAGING GROUP, 09 VERT LARGE FLANGE	1.000 EA
MN416A01	TAG-INSTAL-MAINT no wire (1100/bx) 11/14	1.000 EA

AC Induction Motor Performance Data

Record # 40349 - Typical performance - not guaranteed values

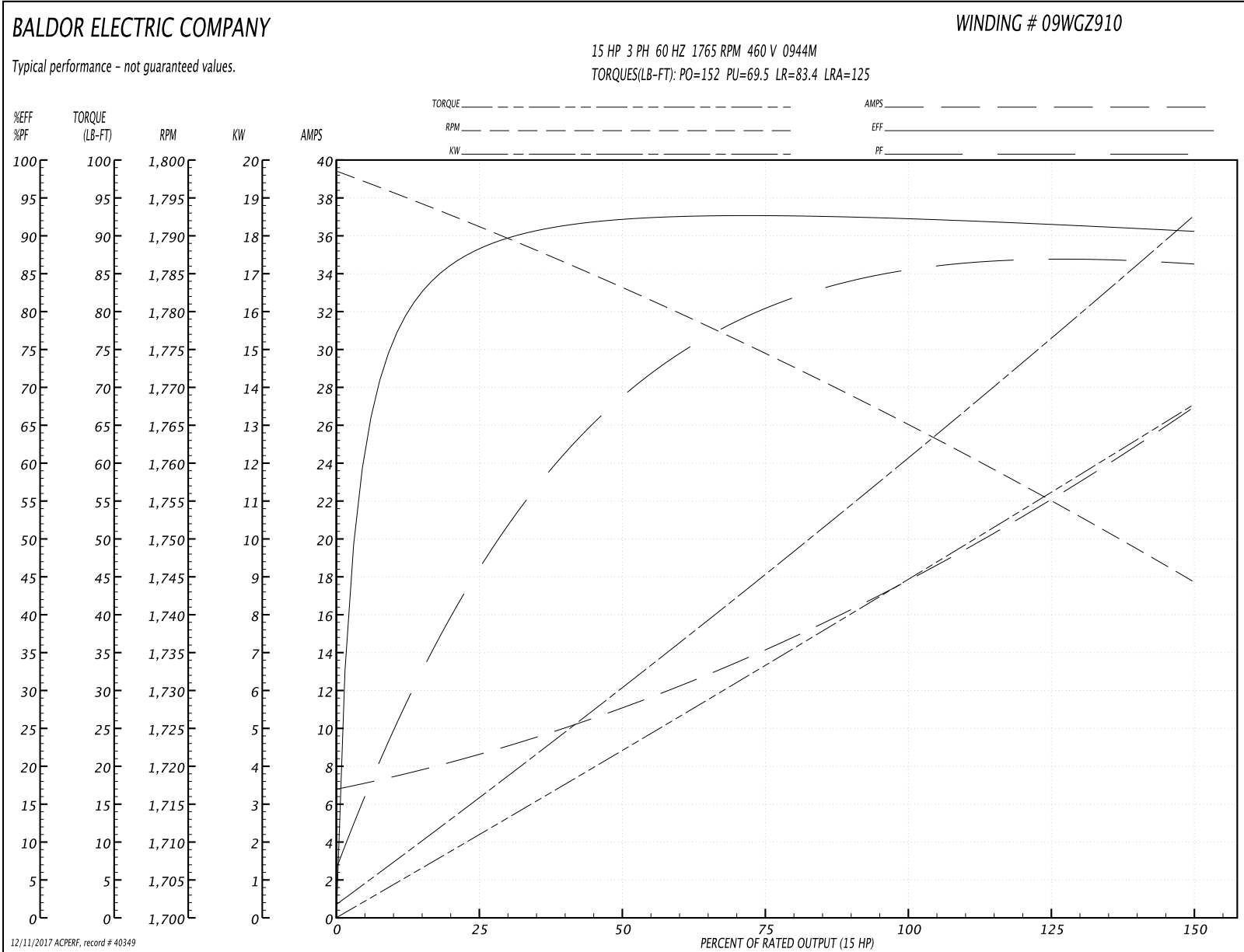
Winding: 09WGZ910-R003	Type: 0944M	Enclosure: TEFC
-------------------------------	--------------------	------------------------

Nameplate Data				460 V, 60 Hz: High Voltage Connection	
Rated Output (HP)	15			Full Load Torque	44.6 LB-FT
Volts	230/460			Start Configuration	direct on line
Full Load Amps	36.2/18.1			Breakdown Torque	152 LB-FT
R.P.M.	1765			Pull-up Torque	69.5 LB-FT
Hz	60	Phase	3	Locked-rotor Torque	83.4 LB-FT
NEMA Design Code	A	KVA Code	H	Starting Current	125 A
Service Factor (S.F.)	1.15			No-load Current	7.12 A
NEMA Nom. Eff.	92.4	Power Factor	83	Line-line Res. @ 25°C	0.60351 Ω
Rating - Duty	40C AMB-CONT			Temp. Rise @ Rated Load	58°C
S.F. Amps				Temp. Rise @ S.F. Load	71°C
				Locked-rotor Power Factor	33.1
				Rotor inertia	1.92 LB-FT ²

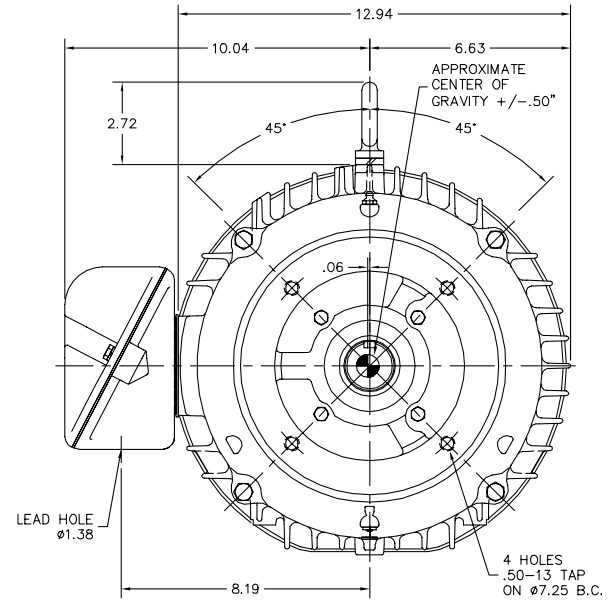
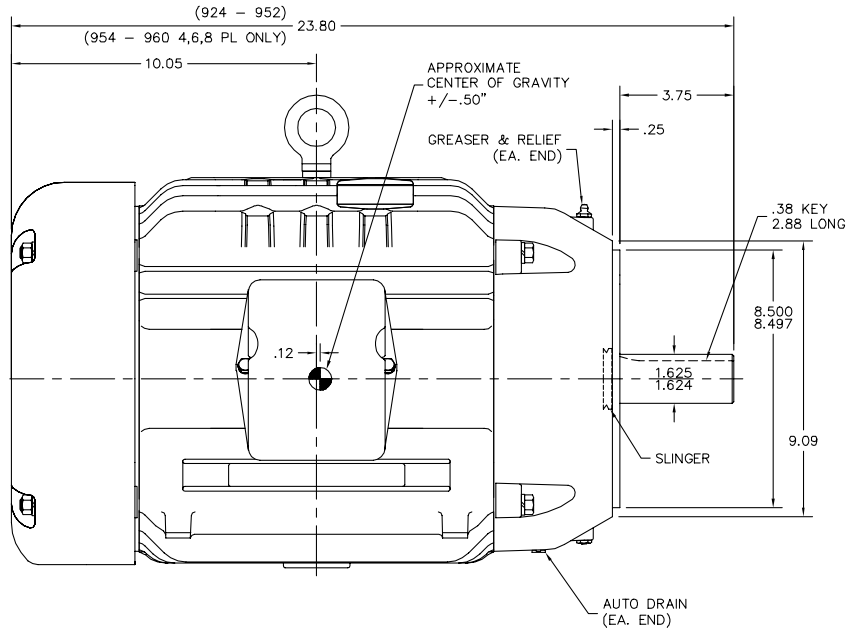
Load Characteristics 460 V, 60 Hz, 15 HP

% of Rated Load	25	50	75	100	125	150	S.F.
Power Factor	49	71	79	83	87	87	86
Efficiency	88.1	92.1	92.6	92.4	91.7	90.6	92
Speed	1790.9	1782.8	1774.4	1765.5	1755	1744.1	1759
Line amperes	8.24	10.8	14.4	18.1	22.2	26.8	20.6

Performance Graph at 460V, 60Hz, 15.0HP Typical performance - Not guaranteed values



09LYC103



09LYC103

CUSTOMER IS RESPONSIBLE FOR DETERMINING THAT BALDOR'S PRODUCT WILL PERFORM SUITABLY IN THE INTENDED APPLICATION.

REV. DESC: ADD COG PER CUSTOMER REQUEST	VERSION: 07	TDR: 000000989917
REV. LTR: L	REVISED: 02:01:02 07/26/2016	BY: USODDIL
FILE: \AAA\00027\486		
MTL: -		

BALDOR

VERT TEFC 254-6TC
SH 1 of 1

CD0005

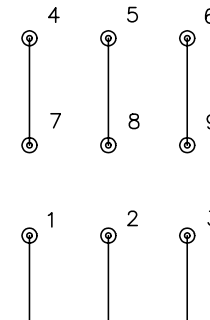


LOW VOLTAGE
(2Y)



LINE

HIGH VOLTAGE
(1Y)



LINE

NOTES:

1. INTERCHANGE ANY TWO LINE LEADS TO REVERSE ROTATION.
2. OPTIONAL THERMOSTATS ARE PROVIDED WHEN SPECIFIED.
3. ACTUAL NUMBER OF INTERNAL PARALLEL CIRCUITS MAY BE A MULTIPLE OF THOSE SHOWN ABOVE.
4. LEAD COLORS ARE OPTIONAL. LEADS MUST ALWAYS BE NUMBERED AS SHOWN.

REV. DESC: REVISE TO SHOW OPTIONAL COLORS			
REV. LTR: E	BY: JLP	REVISED: 01/19/99 10:15	TDR: 0171435
90000		FILE: AAA00005140	MDL: -
		MTL: -	

BALDOR ELECTRIC Co.

3PH, DV, 9 LEADS

CD0005

Marketing maintained PDF of MN416:

<http://www.baldor.com/support/Literature/Load.ashx/MN416?ManNumber=MN416>