

MASS:
CAT. NO.: CHARTED

TOLERANCES-UNLESS OTHERWISE SPECIFIED
2 PL. DEC. ±.010 TRUE C.L. ±.015
3 PL. DEC. ±.005 ANGLES ±1

DWG. NO. M2873
SHEET 1 OF 1
-02
-06
-04
-08



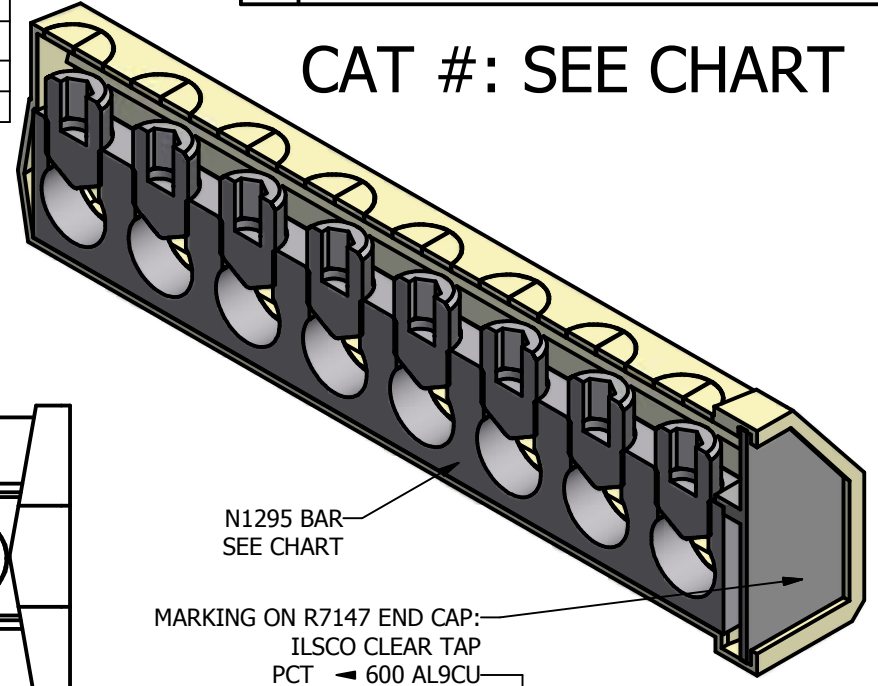
DRAWN BY: NN SCALE: 1/2
DATE: 6/12/2008 SIZE: A

| REV. | DESCRIPTION |
|------|-------------|
| | |

ASSEMBLY SCHEDULE

| PART NO. | CAP | COVER | BAR | CAT NO. | SCREW | OUTLETS | A |
|-----------|-----------|-----------|-----------|-----------|---------------|---------|-------|
| M2873A02A | R7147C00A | R1780C02A | N1295C02T | PCT-2-600 | E1012C00T (2) | 2 | 2.812 |
| M2873A04A | R7147C00A | R1780C04A | N1295C04T | PCT-4-600 | E1012C00T (4) | 4 | 5.374 |
| M2873A06A | R7147C00A | R1780C06A | N1295C06T | PCT-6-600 | E1012C00T (6) | 6 | 7.936 |
| M2873A08A | R7147C00A | R1780C08A | N1295C08T | PCT-8-600 | E1012C00T (8) | 8 | 10.5 |


CAT #: SEE CHART



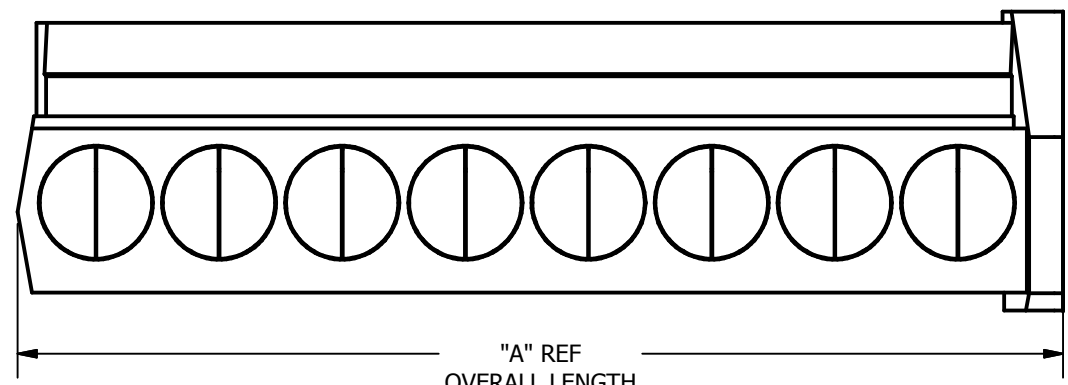
N1295 BAR
SEE CHART

MARKING ON R7147 END CAP:
ILSCO CLEAR TAP
PCT ◀ 600 AL9CU
600MCM-4
600V 90° 3/8" WRENCH
STRIP LENGTH

THE NUMBER OF OUTLETS TO
BE INK MARKED OR STAMPED IN
THE SPACE PROVIDED



R1780 COVER
SEE CHART



"A" REF
OVERALL LENGTH

