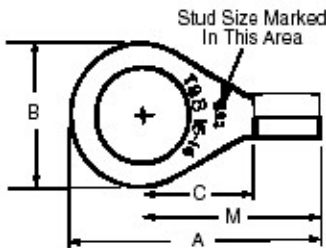




Sta-Kon®

T&B Catalog Number: RBC14-38
UPC Number: 78621089909
Description: Insulated Nylon Ring Terminal For Wire Range 16-14 heavy duty Stud Size 3/8, Green
Status: Active



WEB_USE

US Cutsheet PDF Catalog Link <http://www-public.tnb.com/contractor/docs/stakon.pdf>

Features

Funneled Barrel Entry, Deep Internal Serrations, Brazed or overlapping seams.

General

| | |
|-----------------|---------------------|
| Insulation Type | Insulated Nylon |
| Terminal Series | RBC |
| Material | Copper |
| Finish | Electro -Tin Plated |
| Color | Green |
| Wire Range | 16-14 heavy duty |
| Stud Size | 3/8 |

Dimension Information

| | |
|-----------------------------|------|
| Maximum Insulation (inches) | .210 |
| Stock Thickness | .03 |
| A (inches) | 1.26 |
| B (inches) | .63 |
| C (inches) | .38 |
| M (inches) | .94 |

Specifications

| | |
|---------------------|-----------|
| Temperature Rating | 105°C |
| Flammability Rating | UL 94 V-2 |

Tooling

| | |
|-------------------|----------------------|
| Tool Charts | Available on Website |
| Application Tools | WT2000, WT145C |

Packaging

| | |
|-----------------------|-------------------|
| T&B Order Multiple | 50 |
| T&B Inner Pack | 50 |
| Package in Units | 250 |
| Package Type | Standard |
| T&B Sold in UOM | Each |
| T&B Weight Per UOM | 0.85 lbs. per 100 |
| Alternate Package Qty | RBC793 |

Application Support

| | |
|-------------------|----------------------|
| Overview | Available on Website |
| Wire Guide Tables | Available on Website |

Certifications

| | |
|-----------------|-----|
| RoHS Compliance | Yes |
|-----------------|-----|

Certifications



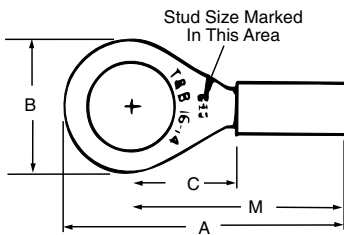
File Nbr:
E9809

For further technical assistance, please contact us...

Thomas & Betts - USA
8155 T&B Blvd.
Memphis, TN 38125
www.tnb.com

T&B Technical Support
MS 3B-50
8155 T&B Blvd.
Memphis, TN 38125

Hours: 7AM - 6PM CDT
Monday-Friday
Phone: (888) 862-3289
Fax: (901) 252-1321
Email: techsupport@tnb.com



Nylon or Vinyl Insulated

Most standard bulk catalog numbers can be put on Mylar Tape for reel fed applications (i.e. 12050 tool and application dies). See pages K61- K62. Please put the suffix M for Mylar Tape RA2573M. (Bulk number 1000 and 500 packages.)

K

Sta-Kon®

Material: copper .050 thk.
Finish: electro tin-plate
Wire Range: #16-14
Color Code: green vinyl or nylon insulator

Nylon #16-14 AWG – Heavy Duty

| Cat. No. | Pkg. Qty. | Wire Range | Max. Ins. | Bolt Hole | Wt./Lbs. Per 1000 | Dimensions | | | |
|-----------|-----------|------------------|-----------|-----------|-------------------|------------|-----|-----|------|
| | | | | | | A | B | C | M |
| RBC14-6 | 50 | 16-14 heavy duty | .210 | #6 | | .98 | .25 | .29 | .85 |
| RBC853 | 500 | use RC tooling | .210 | #6 | | .98 | .25 | .29 | .85 |
| RBC14-8 | 50 | 16-14 heavy duty | .210 | #8 | | 1.04 | .39 | .29 | .85 |
| RBC863 | 500 | use RC tooling | .210 | #8 | | 1.04 | .39 | .29 | .85 |
| RBC14-10 | 50 | 16-14 heavy duty | .210 | #10 | | 1.04 | .39 | .29 | .85 |
| RBC873 | 500 | use RC tooling | .210 | #10 | | 1.04 | .39 | .29 | .85 |
| RBC14-14 | 50 | 16-14 heavy duty | .210 | 1/4 | | 1.10 | .51 | .29 | .85 |
| RBC713 | 500 | use RC tooling | .210 | 1/4 | | 1.10 | .51 | .29 | .85 |
| RBC14-516 | 50 | 16-14 heavy duty | .210 | 5/16 | | 1.21 | .54 | .38 | .94 |
| RBC723 | 500 | use RC tooling | .210 | 5/16 | | 1.21 | .54 | .38 | .94 |
| RBC14-38 | 50 | 16-14 heavy duty | .210 | 3/8 | | 1.26 | .63 | .38 | .94 |
| RBC793 | 500 | use RC tooling | .210 | 3/8 | | 1.26 | .63 | .38 | .94 |
| RBC14-12 | 50 | 16-14 heavy duty | .210 | 1/2 | | 1.49 | .76 | .54 | 1.11 |
| RBC753 | 500 | use RC tooling | .210 | 1/2 | | 1.49 | .76 | .54 | 1.11 |

WT2000, WT145C, and power tools as recommended crimp in the 12-10 nest (yellow)

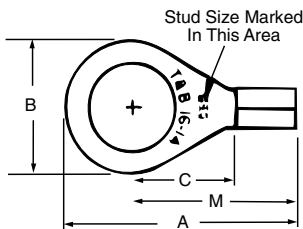
Vinyl #16-14 AWG – Heavy Duty

| Cat. No. | Pkg. Qty. | Wire Range | Max. Ins. | Bolt Hole | Wt./Lbs. Per 1000 | Dimensions | | | |
|-----------|-----------|------------------|-----------|-----------|-------------------|------------|-----|-----|------|
| | | | | | | A | B | C | M |
| 14RBC-6 | 50 | 16-14 heavy duty | .210 | #6 | 5 | 1.06 | .25 | .29 | .93 |
| RBC857 | 500 | use RC tooling | .210 | #6 | 5 | 1.06 | .25 | .29 | .93 |
| 14RBC-8 | 50 | 16-14 heavy duty | .210 | #8 | 5 | 1.13 | .39 | .29 | .93 |
| RBC867 | 500 | use RC tooling | .210 | #8 | 5 | 1.13 | .39 | .29 | .93 |
| 14RBC-10 | 50 | 16-14 heavy duty | .210 | #10 | 5 | 1.13 | .39 | .29 | .93 |
| RBC877 | 500 | use RC tooling | .210 | #10 | 5 | 1.13 | .39 | .29 | .93 |
| 14RBC-14 | 50 | 16-14 heavy duty | .210 | 1/4 | 6 | 1.19 | .51 | .29 | .93 |
| RBC717 | 500 | use RC tooling | .210 | 1/4 | 6 | 1.19 | .51 | .29 | .93 |
| 14RBC-516 | 50 | 16-14 heavy duty | .210 | 5/16 | 6 | 1.29 | .54 | .38 | 1.03 |
| RBC727 | 500 | use RC tooling | .210 | 5/16 | 6 | 1.29 | .54 | .38 | 1.03 |
| 14RBC-38 | 50 | 16-14 heavy duty | .210 | 3/8 | 6 | 1.34 | .63 | .38 | 1.03 |
| RBC797 | 500 | use RC tooling | .210 | 3/8 | 6 | 1.34 | .63 | .38 | 1.03 |
| 14RBC-12 | 50 | 16-14 heavy duty | .210 | 1/2 | 6 | 1.57 | .76 | .54 | 1.19 |
| RB757 | 500 | use RC tooling | .210 | 1/2 | 6 | 1.57 | .76 | .54 | 1.19 |

Non-Insulated #16-14 AWG – Heavy Duty

| Cat. No. | Pkg. Qty. | Wire Range | Max. Ins. | Bolt Hole | Wt./Lbs. Per 1000 | Dimensions | | | |
|----------|-----------|------------------|-----------|-----------|-------------------|------------|-----|-----|-----|
| | | | | | | A | B | C | M |
| BC14-6 | 100 | 16-14 heavy duty | – | #6 | | .81 | .25 | .29 | .68 |
| BC85 | 1000 | use RC tooling | | #6 | | .81 | .25 | .29 | .68 |
| BC14-8 | 100 | 16-14 heavy duty | – | #8 | | .87 | .39 | .29 | .68 |
| BC86 | 1000 | use RC tooling | | #8 | | .87 | .39 | .29 | .68 |
| BC14-10 | 100 | 16-14 heavy duty | – | #10 | | .87 | .39 | .29 | .68 |
| BC87 | 1000 | use RC tooling | | #10 | | .87 | .39 | .29 | .68 |
| BC14-14 | 100 | 16-14 heavy duty | – | 1/4 | | .93 | .51 | .29 | .68 |
| BC71 | 1000 | use RC tooling | | 1/4 | | .93 | .51 | .29 | .68 |
| BC14-516 | 100 | 16-14 heavy duty | – | 5/16 | | 1.04 | .54 | .38 | .77 |
| BC72 | 1000 | use RC tooling | | 5/16 | | 1.04 | .54 | .38 | .77 |
| BC14-38 | 100 | 16-14 heavy duty | – | 3/8 | | 1.09 | .63 | .38 | .77 |
| BC79 | 1000 | use RC tooling | | 3/8 | | 1.09 | .63 | .38 | .77 |
| BC14-12 | 100 | 16-14 heavy duty | – | 1/2 | | 1.32 | .76 | .54 | .94 |
| BC75 | 1000 | use RC tooling | | 1/2 | | 1.32 | .76 | .54 | .94 |

WT111M, WT2000, and power tools as recommended, crimp in the 12-10 nest



Non-Insulated

Why Sta-Kon® Terminals Are Better

Thomas & Betts developed the first tool-applied solderless terminals and connectors over 60 years ago in response to industry awareness of the need for better performance of electrical systems.

Chamfered/Funneled Terminal Barrel Entry

This feature makes wire insertion faster and easier. Chamfering eliminates wire strand “hang up” and departure upon insertion into the terminal’s barrel. The loss of even a couple of wire strands can have negative results on electrical efficiency and resistance to mechanical strain.

are your goals, then you must design a terminal with a long barrel. Most competitive barrel lengths range from 20%-50% shorter than Sta-Kon® terminals. The results are usually a stream of electrical failure, rework and added expense. This also provides the insulator with additional surface area, holding tight to the barrel. Many competitive insulators come off during crimping due to a limited barrel length.

Brazed or Overlapped Seam

A long barrel design is of little value unless it is one solid piece. That is why Thomas & Betts brazes the seam on our vinyl insulated Sta-Kon® and overlaps the seam on nylon insulated terminals. Many competitive terminals have butted seams. This means increased chances for wirestrand loss, poor resistance, wire pullout and electrical failure. If the installer doesn’t position the tool exactly on the correct spot on the barrel, there’s likely going to be an improper termination. The butted seam can also fold due to tool-applied pressure piercing the terminal’s insulation from the inside out. With a brazed or overlapped seam the installer can crimp anywhere along the barrel’s surface providing up to 2.5 times the tensile strength of a butted seam terminal, guaranteeing proper electrical flow, void free.



• Chamfered Funnel Barrel Entry.

Deep Internal Serrations

After the insertion of a wire into the terminal’s barrel, a deep serrated interior insures a large area of contact which lowers the resistance of a connection. With the mechanical force of the tool, the wire strands cold flow into the serrated interior. This guarantees electrical resistance lower than the wire to which it is applied. This feature also prevents pullout from vibration and mechanical strain. Deep internal serrations can be compared to the effective holding power of a well treaded tire on a wet highway.

Sta-Kon’s® Long Barrel Design

If lowering electrical resistance, preventing wire pullout, eliminating a “missed” crimp and an insulator that stays on the barrel during installation



Strands enter as a homogeneous group and compact tightly under compression due to fully brazed seam

- Selectively annealed long barrel.
- Longer barrel design.
- Color-code Tefzel®, Nylon or Vinyl Insulators.
- Brazed or overlapping seams.

- Anti-rotational tongue.
- Hardened tongue.
- Complete wire and stud size identification.

K

Sta-Kon®

Why Sta-Kon® Terminals Are Better – continued



• **Deep Internal Serrations.**

- **Flat bottom box.**
- **Electro-tin plating.**
- **Center reinforced spring detent for minimum insertion force.**
- **Compound Spring Rails provide positive contact after repeated insertions.**

Selective Annealing

Because of the mechanical strength of copper, an installer can experience fatigue associated with repeated installations. For this reason Thomas & Betts puts our terminals through one more step called selective annealing. This process leaves the barrel soft enough to crimp and form around the wire. However, we “cold form” the tongue during the manufacturing process so it remains strong. This is done so the tongue can withstand repeated bends and bolt tightening strain common in most electrical installations. Many competitors attempt to accomplish similar goals by removing valuable material or using a softer copper which has lower conductivity. This increases electrical resistance as well as the odds for shorting and downtime.

Anti-Rotational Tongues

This is a unique feature to the Thomas & Betts ring tongue terminal. This design prevents terminal shorting by keeping the terminal secure in the terminal block. The installer can place a greater number of terminals closer together without worry.

Proper Identification

We identify all terminals with Thomas & Betts initials, T & B. We also indicate wire and stud sizes. These markings are clearly visible on the surface of the tongue, taking any guesswork out of replacing or reordering additional parts. Our superior bright plating also assists in visibility.

All Sta-Kon® Terminals are Deburred and Degreased

To insure a Sta-Kon® terminal is properly plated and insulated, all our parts are put through a process which cleans and smooths the terminal of any manufacturing by-products, mainly grease, oils and sharp edges. Many competitive products do not put their product through such rigorous finishing.

Platings/Finish

Electroplated-Tin is standard. All others require minimum order quantities and are generally not stocked. Alternative platings as follows: Gold, Silver, Tin-alloys, Nickel, etc. The following finishes are available on most one-piece Sta-Kon® terminals:

| Finish | Suffix | Spec. |
|--------------|-----------|---|
| Gold Plate | GP | MIL-G-45204 Type II, Grade B, C, D, Class O |
| Nickel Plate | NP | QQ-N-290 Class 2, Grade G |
| Plain Finish | PF | None |
| Silver Plate | SP | MIL-T-16366 Type I or II, 400° F, 204° C |
| Tin Plate | TP | MIL-T-10727 Type I |

To order add the indicated suffix to the regular catalog number.

Underwriters Laboratories Listing

Sta-Kon® Rings, Fork, and Locking Forks are tested and listed to U.L. 486A, two-way splices to U.L. 486C, disconnects to U.L. 310 and all applicable products to CSA 22.2.

K

Sta-Kon®

Sta-Kon® Terminals



ERG-2001

Sta-Kon® Ring, Fork & Locking Fork

- Complete line of installing tools engineered to match tool with terminal.
- First to gain military approval for pressure connections ... many styles available for military applications.
- Sta-Kon® products exceed test specification requirements of military, U.L. and CSA.
- TEFZEL® & Nylon Terminals provided with extra metal sleeve to grip insulation.
- Vinyl insulated and bare Sta-Kon® terminals feature brazed seam wire barrels which can be crimped at any place on the barrel circumference.

Sta-Kon® Disconnects

- Internal barrel serrations and long barrel provide for maximum tensile strength.
- Complete line of installing tools, engineered to match tool with terminal.
- Funnel entry insulators allow for easier inserting of wire into barrel.
- Color-coded for easy installation.

The Shure-Stake® Tools are Matched to Terminals

The Shure-Stake® mechanism prevents the dies from releasing the terminal until the proper compression has been completed. With this method, an operator achieves a reliable crimp everytime. Thomas & Betts' tooling techniques correctly match tools, wire size and terminal to produce optimum mechanical and electrical performance.

Sta-Kon® Technical Data

| Terminals & Splices Insulation Rating | U.L. 94 Flammability | Voltage | Temperature |
|--|-------------------------|---------|-------------|
| Nylon | V-2 | 600V** | 105°C |
| Vinyl | V-0 | 600V** | 105°C |
| TEFZEL® | V-0 | 600V** | 150°C |
| **1000V fixture or sign | | | |
| Disconnects | | 300V | 105°C |

The Sta-Kon® Terminal Numbering System

Distributor Package 100/50
Bulk "O.E.M." Packaged 1000/500

Common to Both Packages

- Letter **A** denotes 22-18 AWG wire range
- Letter **B** denotes 16-14 AWG wire range
- Letter **C** denotes 12-10 AWG wire range
- Letter **R** preceding the above letters indicates the terminal is insulated
- No letter **R**... no insulation ... no exception!

Distributor Packaged

Part numbers are very descriptive indicating insulation and type, stud size, tongue style and the largest maximum wire that can be put inside.

- If the letter **R** precedes the number the part is nylon insulated – RA18-6
- If the letter **R** follows the number the part is vinyl insulated – 14RB-8

EXAMPLE: 10RC-8F

C – Indicates 12-10 AWG
10RC – Vinyl Insulated
8 – Indicates stud size
F – means a fork tongue terminal
FL – would indicate locking fork

EXAMPLE: 2RA18X

2 – Indicates a 2 way or butt style connector
X – means expanded insulation.

Tefzel® is a registered trademark of DuPont.

K

Sta-Kon®

Thomas & Betts