


## Compression Connectors



### Steel

Catalog Number	Size	Amount Unit	Amount Std. Pkg.	Weight PerC
3000	1/2"	25	100	8.8
3001	3/4"	25	100	14.1
3002	1"	5	25	23.1
3003	1 1/4"	5	25	48.6
3004	1 1/2"	2	10	52.8
3005	2"	Bulk	5	74.0

### Application

Compression type connector used to join unthreaded rigid conduit to box or enclosure.

### Material

Steel

### Standard Finish

Zinc electro-plate

### Dimensions


Refer to dimension section of catalog page 520

### Certifications

® File No. E24001: 3000 thru 3003

Federal Spec. A-A-50553

## Offset Nipples



### Malleable Iron

Catalog Number	Size	Amount Unit	Amount Std. Pkg.	Weight PerC
1520	1/2"	20	200	21.3
1521	3/4"	10	100	31.3
1522	1"	5	50	44.2
1523	1 1/4"	5	25	68.8
1524	1 1/2"	5	25	68.0
1525	2"	2	10	90.0

### Application

Used to offset the axis of raceway 3/4"

### Material

Malleable iron  
Zinc die cast

### Standard Finish

Malleable iron: Zinc electro-plate  
Zinc die cast: Ball burnished, mirror-smooth

### Dimensions

Refer to dimension section of catalog page 519

### Certifications

® File No. E9391: 1520-DC thru 1525-DC

@ File No. LR39354: 1520 thru 1522, 1524, 1525; 1520-DC thru 1525-DC

Federal Spec. A-A-50553

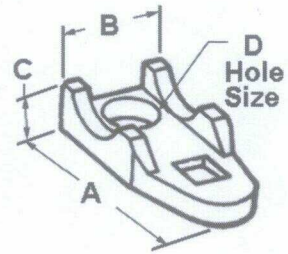
### Zinc Die Cast

Catalog Number	Size	Amount Unit	Amount Std. Pkg.	Weight PerC
1520-DC	1/2"	20	200	14.0
1521 -DC	3/4"	10	100	21.0
1522-DC	1"	5	50	25.8
1523-DC	1 1/4"	10	40	31.5
1524-DC	1 1/2"	10	40	42.8
1525-DC	2"	5	30	56.7

## Malleable Iron

Catalog Number	Dim. "A"	Dim. "B"	Dim. "C"	Dim. "D"
941	2-1/16"	1"	1/2"	3/8"
942	2-3/8"	1-1/16"	1/2"	7/16"
943	2-15/16"	1-1/4"	9/16"	3/8"
944	3-1/2"	1-7/8"	3/4"	1/2"
945	3-13/16"	1-7/16"	13/16"	9/16"
946	4-3/4"	1-15/16"	1"	5/8"
947	5-3/4"	2-7/16"	3/4"	3/4"
948	6-11/16"	2-5/8"	7/8"	7/8"
949	7-1/8"	2-7/8"	1-1/16"	9/16"
950	8-7/8"	3-1/16"	1-1/16"	1/2"

## Clamp Backs



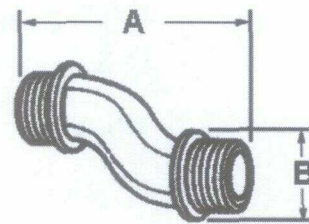
## Aluminum

Catalog Number	Dim. "A"	Dim. "B"	Dim. "C"	Dim. "D"
941-AL	2-1/16"	1"	1/2"	3/8"
942-AL	2-3/8"	1-1/16"	1/2"	7/16"
943-AL	2-15/16"	1-1/4"	9/16"	3/8"
944-AL	3-1/2"	1-7/8"	3/4"	1/2"
945-AL	3-13/16"	1-7/16"	13/16"	9/16"
946-AL	4-3/4"	1-15/16"	1"	5/8"

## Malleable Iron

Catalog Number	Dim. "A"	Dim. "B"
1520	2-13/16"	1"
1521	2-11/16"	1-1/4"
1522	2-7/8"	1-9/16"
1523	3-1/16"	2"
1524	3-3/16"	2-15/16"
1525	3-1/16"	2-3/4"

## Offset Nipples



## Zinc Die Cast

Catalog Number	Dim. "A"	Dim. "B"
1520-DC	2-9/16"	1"
1521-DC	2-3/4"	1-5/16"
1522-DC	2-7/8"	1-9/16"
1523-DC	2-7/8"	1-7/8"
1524-DC	3-1/8"	2-1/16"
1525-DC	3-1/8"	2-5/8"

## General Notes and Product Standards

- Due to ongoing product improvements, specifications and dimensions are subject to change without prior notice.
- Dimensions are in inches and rounded off to the nearest fraction.
- Underwriters Laboratories, Canadian Standards Association, and Federal Specifications are current at time of publication but are subject to change without prior notice. Current ® and Ⓢ listings are noted on the smallest unit carton label. Look for the appropriate logo
- This manual is intended for use as a guide in selection of electrical fittings manufactured by Bridgeport Fittings, Inc. Do not use this manual as an interpretation of the National Electrical Code or local regulations. Always consult your local electrical inspector for requirements in your area.

Products listed by Underwriters Laboratories comply with the following specifications:

Product Group	UL Standard	NEMA Standard	Federal Specification
<b>Rigid &amp; IMC Conduit Bodies</b>	UL-514A	FB-1	W-C-586D
<b>Rigid &amp; IMC Conduit</b>	UL-514B	FB-1	A-A-50553
<b>EMT</b>	UL-514B	FB-1	A-A-50553
<b>Liquid Tight</b>	UL-514B	FB-1	A-A-50552
<b>Portable Cord</b>	UL-514B	FB-1	A-A-50552
<b>Flexible Metal &amp; Armored Cable</b>	UL-514B	FB-1	A-A-50552
<b>Nonmetallic Cable</b>	UL-514B	FB-1	A-A-50552
<b>Grounding Fittings</b>	UL-467	FB-1	A-A-50552
<b>Service Entrance</b>	UL-514B	FB-1	W-C-586D